



# OPET PETROLCÜLÜK A.Ş. MARMARA TERMINAL DANGEROUS GOODS HANDLING GUIDE



Preparation Date : 01/01/2023 (Rev.05)  
(Refer to the Revised Revised Page)

Name Surname: TALHA BEĞLEN  
Sign

Seal

İŞLETMECİ : OPET PETROLCÜLÜK A.Ş.

**REVISION PAGE**

<b>S. Nu</b>	<b>Revision Nu</b>	<b>Content of the Revision</b>	<b>Revision Date</b>	<b>Revision Issuer</b>	
				<b>Name Surname</b>	<b>Signature</b>
<b>1</b>	<b>01</b>	<b>Port Facility Information Form</b>	<b>06.01.2025</b>	<b>Eda Aslan</b>	
<b>2</b>	<b>02</b>	<b>Emergency Contact Points and Contact Information</b>	<b>06.01.2025</b>	<b>Eda Aslan</b>	
<b>3</b>	<b>03</b>	<b>General Fire Plan of the Facility</b>	<b>06.01.2025</b>	<b>Eda Aslan</b>	
<b>4</b>	<b>04</b>	<b>Emergency Management Scheme</b>	<b>09.01.2025</b>	<b>Eda Aslan</b>	
<b>5</b>	<b>05</b>	<b>Emergency response equipment against marine pollution in the port facility</b>	<b>09.01.2025</b>	<b>Eda Aslan</b>	
<b>6</b>					
<b>7</b>					
<b>8</b>					


## Contents

1	ENTRY.....	1-1
1.1	Port Facility Information Form .....	1-2
1.2	Loading/unloading, handling and storage procedures for dangerous cargoes handled and temporarily stored at the port facility .....	1-5
1.3	Procedures for safe handling of liquid bulk dangerous cargoes.....	1-6
1.3.1	Application .....	1-6
1.3.2	Requirements.....	1-6
1.3.3	Pipe installations used for liquid bulk dangerous cargoes.....	1-8
1.3.4	Operations Officer will do the following:.....	1-8
1.3.5	Sources of ignition.....	1-8
1.3.6	Containment of spillage.....	1-8
1.3.7	Handling.....	1-8
1.3.8	Preliminary precautions.....	1-9
1.3.9	Pumping.....	1-10
1.3.10	Completion of operation .....	1-11
1.3.11	Cleaning of previous load residues remaining on the line and tank .....	1-11
1.3.12	Others .....	1-11
2	RESPONSIBILITIES .....	2-1
2.1	General responsibilities of all sides .....	2-1
2.2	Responsibilities of the cargo authority .....	2-1
2.3	Responsibilities of the carrier .....	2-1
2.4	Responsibilities of the port facility operator .....	2-1
2.5	Responsibilities of the ship's contact person .....	2-3
2.6	Training Responsibilities .....	2-4
2.7	Loading Safety Responsibilities.....	2-4
3	RULES AND MEASURES TO BE APPLIED BY THE PORT FACILITY .....	3-1
3.1	Berthing.....	3-1
3.2	Survey.....	3-1
3.3	Identification, packing, marking, labelling or placarding and certification .....	3-1
3.4	Safe handling and segregation.....	3-1
3.5	Emergency procedures .....	3-1
3.6	Emergency information .....	3-2
3.7	Fire precautions .....	3-3
3.8	Fire fighting .....	3-3
3.9	Environmental precautions .....	3-4

3.10	Pollution combating.....	3-4
3.11	Reporting of incidents.....	3-4
3.12	Inspections.....	3-5
3.13	Hot work and other repair or maintenance work.....	3-5
3.14	Entry into confined or enclosed spaces.....	3-5
3.15	Contaminated wastes.....	3-6
3.16	Alcohol and drug abuse.....	3-6
3.17	Weather conditions.....	3-6
3.18	Lighting.....	3-6
3.19	Handling equipment.....	3-6
3.20	Protective equipment.....	3-6
3.21	Signals.....	3-7
3.22	Communications.....	3-7
3.23	Areas.....	3-8
3.23.1	Dangerous cargo areas.....	3-8
3.24	Training.....	3-8
4	CLASSIFICATION OF DANGEROUS CARGO, HANDLING, LOADING / UNLOADING, HANDLING, SEPARATION, STACKING AND STORING.....	4-1
4.1	Classification of Dangerous Goods.....	4-1
4.2	Dangerous Goods Packing and Packages.....	4-1
4.3	Dangerous Goods Marking, Labels, Placards.....	4-1
4.4	Signs of dangerous goods and packing groups.....	4-2
4.5	Separation tables on board and shore facility according to the classes of dangerous cargoes.....	4-2
4.6	Segregation distances and terms of hazardous loads in warehouses.....	4-3
5	HANDBOOK ON DANGEROUS GOODS HANDLED ON PORT FACILITY.....	5-1
6	PROCEDURES FOR THE OPERATION.....	6-1
6.1	Procedures for the safe docking, mooring, loading/unloading, sheltering or mooring of ships carrying dangerous cargo, day and night.....	6-1
6.2	Procedure of according to the seasonal conditions additional measures that Loading/Unloading, operation of dangerous cargo should be taken by port facilities.....	6-2
6.3	Procedures on keeping any inflammable, combustible and explosive materials away from operations which cause or are likely to cause sparking and abstaining from operating any tools, apparatus or device which cause or are likely to cause sparking in areas where hazardous materials are handled, stowed and stored.....	6-3
7	DOCUMENTATION, CONTROL AND RECORD.....	7-1
7.1	Procedures regarding to all necessary documents, information and certification relating to dangerous substances and their procurement and control by the relevant persons.....	7-1

7.2	Procedures of keeping a regular and accurate current list of all hazardous substances in the port facility area and other relevant information. ....	7-2
7.3	Procedures regarding to appropriate identification of hazardous substances delivered to the facility, correct use of shipping names of dangerous cargo, certification, packaging, labeling and declaration, inspection on loading and transport of dangerous cargo in the certified and proper package, container or cargo unit in a safety way and reporting of inspection results. ....	7-3
7.4	Procedures related to procurement of safety data sheets (SDS). ....	7-4
7.5	Procedures for records and statistics of dangerous cargo. ....	7-5
7.6	Information about the Quality Management System. ....	7-6
8	EMERGENCY SITUATION, EMERGENCY PREPAREDNESS AND RESPONSE.....	8-1
8.1	Response procedures for hazardous substances that are dangerous for life, property and/or environment and hazardous situations involving hazardous materials ...	8-1
8.2	Information on resource, capability and capacity of the port facilities regarding to respond to emergencies. ....	8-3
8.3	Regulations related to the the first aid for accidents involving dangerous substances	8-4
8.4	Onsite and offsite Notifications required to be made in case of emergency .....	8-5
8.5	The procedures for reporting accidents. ....	8-6
8.6	Coordination, support and cooperation method with authorities.....	8-7
8.7	Emergency evacuation plan for the evacuation of the ship and vessels from the port facility in case of emergency .....	8-8
8.8	Procedures for handling and disposal of the damaged dangerous cargo and wastes contaminated with dangerous cargo. ....	8-9
8.9	Emergency drills and their records. ....	8-10
8.10	Information on fire protection systems. ....	8-11
8.11	Procedures for approval, inspection, testing, maintenance and availability of the fire protection system.....	8-12
8.12	The measures to be taken in case of failure on fire protection systems. ....	8-13
8.13	Other risk control equipment. ....	8-14
9	SAFETY AND HEALTH AT WORK MEASURES.....	9-1
9.1	Occupational health and safety measures. ....	9-1
9.2	Information about the personal protective clothes and procedures to use them....	9-2
9.3	Closed area entry permit measures and procedures. ....	9-3
10	OTHER POINT .....	10-1
10.1	10.1 Validity of the Hazardous Substances Compliance Certificate.....	10-1
10.2	Responsibilities of the Dangerous Goods Safety Consultant.....	10-2
10.3	Matters for carriers of the hazardous substances arriving/leaving port facility by land (matters on required documents that must be available in the road vehicle at the entrance/exit of port or port facility area, equipment and tools required for this vehicles, speed limits in the port area etc.). ....	10-4

10.4	Matters for carriers of the hazardous substances arriving/leaving port facility by sea (matters on day/night signals to be shown by ships carrying dangerous cargo and vessels, cold and hot work procedures in ships and so on.) .....	10-5
10.5	Additional points will be added by the port facility. ....	10-6
10.6	Accident Prevention Policy .....	10-7
10.7	Hot Work Procedure .....	10-8
10.8	Responsibilities of Personnel in Operation .....	10-9
11	SUPPLEMENTS: .....	11-1
11.1	General site plan of the port facility .....	11-1
11.2	Photos of the general appearance of the port resort.....	11-1
11.3	Emergency Contact Points and Contact Information .....	11-1
11.4	General Layout Plan of Areas Where Dangerous Goods Are Handled.....	11-1
11.5	Fire Plan of Hazardous Cargo Handling Areas .....	11-1
11.6	General Fire Plan of the Facility .....	11-1
11.7	Contingency Plan .....	11-1
11.8	Plan of Emergency Meeting Places .....	11-1
11.9	Emergency Management Scheme .....	11-1
11.10	Dangerous Goods Handbook.....	11-1
11.11	Leak areas and equipment for CTU and Packages, input/output drawings .....	11-1
11.12	Inventory of Port Service Vessels .....	11-1
11.13	Maritime coordinates of Port Authority administrative boundaries, moorings and guide captain landing/boarding points.....	11-1
11.14	Emergency response equipment against marine pollution in the port facility... ..	11-1
11.15	Personal protective equipment (PPE) usage map.....	11-1
11.16	Dangerous cargo incidents notification form .....	11-1
11.17	Control results notification form for dangerous goods handling units (CTUs) ..	11-1
11.18	Other attachments needed .....	11-1
11.19	Dangerous Goods Handling Guide Additional Load Notification (Where required) 11-1	
12	ABBREVIATIONS.....	12-1
13	DEFINITIONS.....	13-1
14	PRESENTATION.....	14-1

	<b>Document No</b>	<b>Release Date</b>	<b>Revision No</b>	<b>Revision Date</b>	<b>Sayfa No</b>
		<b>01/01/2023</b>			1-1
	<b>DANGEROUS GOODS HANDLING GUIDE</b>				

## 1 ENTRY

1.1. The entry and presence of dangerous cargoes in port areas and any consequential handling should be controlled to ensure the general safety and security of the area, the containment of the cargoes, the safety of all persons in or near the port area, and the protection of the environment.

1.2. The safety of life at sea and the safety and security of a ship, its cargo and its crew in a port area are directly related to the care which is taken with dangerous cargoes prior to loading or unloading, and during their handling.

1.3. These Recommendations are confined to dangerous cargoes which are in a port area as part of the transport chain. These Recommendations do not apply to dangerous substances which are used in a port area or are for general storage in the port area, but Governments may wish to control such use and storage by national legal requirements. Should a substance covered by either of these exclusions subsequently be shipped, these Recommendations should then be applied, even though the substance is already in the port area.


1.4. An essential pre-requisite for the safe transport and handling of dangerous cargoes is their proper identification, containment, packaging, packing, securing, marking, labelling, placarding and documentation. This applies whether the operation takes place in a port area or at premises away from a port area.

1.5. Whilst the total transport chain includes inland, port and marine elements, it is essential that every care is taken by those responsible for the matters in 1.4 and that all relevant information is passed to those involved in the transport chain and to the final consignee. Attention should be paid to the possible differing requirements for different modes of transport.

1.6. The safe transport and handling of dangerous cargoes is based on correct and accurate application of regulations for transport and handling of such cargoes and depends on appreciation by all persons concerned of the risks involved and on the full and detailed understanding of the regulations. This can only be achieved by properly planned and carried out training and retraining the people concerned.

1.7. The codes and guides are under continuous review and are regularly revised. It is essential that only the most up-to-date editions are used. The contents of these codes and guides have been repeated in these Recommendations only to the extent necessary.

1.8. In preparing this guide IMDG CODE, IMO 1216 CR. and ERG 2020 documents have been applied to and the information's are used.


	<b>Document No</b>	<b>Release Date</b>	<b>Revision No</b>	<b>Revision Date</b>	<b>Sayfa No</b>
		01/01/2023			1-2
	<b>DANGEROUS GOODS HANDLING GUIDE</b>				

## 1.1 Port Facility Information Form


The general information of the property is as follows in the property information form provided below.

1	Facility operator name/title	OPET PETROLCÜLÜK A.Ş.		
2	Contact details of the property operator (address, telephone, fax, e-mail and web page)	Barbaros mah. Gelincik Sk. No:4/A 34746 Ataşehir / İstanbul  www.opet.com.tr		
3	Name of the Port facility	OPET PETROLCÜLÜK A.Ş. MARMARA TERMİNALİ		
4	The province where the facility is located	TEKİRDAĞ		
5	Contact details of the property (address, telephone, fax, email and web page)	Marmara Ereğlisi Şubesi Sultanköy Mah. Ereğli cd. No:78 Marmaraereğlisi-Tekirdağ tlf:0282 611 60 00 fax: 0282 611 60 10 <a href="mailto:marmarashipping@opet.com.tr">marmarashipping@opet.com.tr</a>		
6	Geographical area where the property is located	MARMARA REGION		
7	Port Authority to which the facility is affiliated and contact details	TEKİRDAĞ REGION PORT AUTHORITY 'tekirdag.liman@udhb.gov.tr' 02822612520 fax : 02822629162		
8	The Municipality to which the facility is affiliated and contact details	MARMARAEREĞLİSİ MUNICIPALITY		
9	Name of the Free Zone or Organized Industrial Zone where the facility is located	NIL		
10	Validity date of Port Facility Operation Permit/Temporary Operation Permit Certificate	28.04.2025		
11	Operating status of the facility (X)	Own cargo and additional 3rd party (X)	Own cargo (...)	3rd Party (...)
12	Name and surname of the property manager, contact details (telephone, fax, e-mail)	Talha BEĞLEN tlf:0282 611 60 00 fax: 0282 611 60 10		
13	Name and surname of the facility's hazardous cargo operations officer, contact details (telephone, fax, e-mail)	Rıza Uğur ÖZTÜRK tlf: 90 549 557 12 31 fax: 0282 611 60 10		
14	Name and surname of the facility's Dangerous Goods Safety Consultant, contact details (telephone, fax, e-mail)	Eda ASLAN  0538 219 15 61 <a href="mailto:edaaslan@tehlikeler.com">edaaslan@tehlikeler.com</a>		
15	Port Facility sea coordinates	40° 58' 48,8" N - 27° 58' 41,6" E (iskele / dolfen uç koordinatları)		




	<b>Document No</b>	<b>Release Date</b>	<b>Revision No</b>	<b>Revision Date</b>	<b>Sayfa No</b>
		<b>01/01/2023</b>			1-3
	<b>DANGEROUS GOODS HANDLING GUIDE</b>				

16	Types of dangerous cargoes handled at the plant (MARPOL Annex-I, IMDG Code, IBC Code, IGC Code, IMSBC Code, Grain Code, TDC Code and asphalt/bitumen and scrap loads)	Diesel Unleaded Petrol Jet A-1 Fuel Oil Crude Oil	UN 1202 UN 1203 UN 1863 UN 3082 UN 1267
17	Dangerous cargoes handled at the facility (Loads other than the IMDG Code from the types of cargo in Article 16 will be written separately. Additional cargo request will be forwarded to the port authority with Annex-1 form. Will be added to TYER when deemed appropriate)	Oil and Petroleum Derivatives (MARPOL annex 1 )	
18	Classes for handling cargo subject to IMDG Code	Packaged cargoes subject to IMDG code are not handled.	
19	IMSBC Subject to Code, groups in the characteristic table for Cargo handled	Packaged cargoes subject to IMSBC code are not handled.	
20	Types of ships that can dock at the facility	Crude Oil Tanker, Oil/Fuel Tanker.	
21	Distance of the facility to the main road (kilometers)	1000 meter	
22	Distance of the property to the railway (kilometers) or railway connection (Yes/None)	-	
23	Name of the nearest airport and distance from the property (kilometers)	DHMI Tekirdag Corlu Airport 25 Miles	
24	Load handling capacity of the plant	15.000.000 TON	
25	(Ton/Year; TEU/Year; Vehicle/Year)	No	
26	Whether scrap handling is carried out at the plant	Yes	
27	Is there a border crossing? (Yes/No)	Yes	
28	Is there a custom field? (Yes/No)	Filling handles and hoses are handled using pipelines.	
29	Load handling equipment and capacities	772,305 m <sup>3</sup>	
30	Storage tank capacity (m3)	-	
31	Outdoor storage (m2)	-	
32	Semi-enclosed storage (m2)	-	
33	Indoor storage (m2)	-	
34	Designated fumigation and/or fumigation clearance area (m2)	-	

	<b>Document No</b>	<b>Release Date</b>	<b>Revision No</b>	<b>Revision Date</b>	<b>Sayfa No</b>
		01/01/2023			1-4
	<b>DANGEROUS GOODS HANDLING GUIDE</b>				

35	Name/title of the pilotage and trailer services provider contact details	BOTAŞ Pilotaj Service 0282 611 57 00 botas.lngpilot@botas.gov.tr  Tugboat :SAFİPORT derince liman işletmeleri A.Ş. 0537 246 86 27 'safiporromorkaj@safipor.com.tr				
36	Has a Security Plan been published? (Yes/No)	Yes				
37	Waste Reception Facility capacity (This section will be arranged separately according to the wastes accepted by the facility)	Waste Type	Capacity (m3)			
		Slop	5700			
		Sludge	20			
		Bilge water	1515			
		Wastewater	16			
		Waste Oil	300			
	Garbage	27.53				
38	Features of docks/piers, etc					
	<b>Dock/Pier No</b>	<b>Height (meters)</b>	<b>Width (meters)</b>	<b>Maximum water depth</b>	<b>Minimum water depth</b>	<b>Largest berth-up vessel (DWT/GRT)</b>
	1	225	16	8		7.000 - 160
	2	225	16	11		25.000 - 160
	3	412		20		120.000 - 275
	4	412		22		160.000 - 300
	Name of the pipeline (if available at the plant)	Number (pcs)		Length (meters)	Diameter (inch)	
	1	1		2226,13	8	
	2	2		2226,13	10	
	3	1		2226,13	12	
	4	1		2793,328	14	
	5	1		2793,627	18	
	6	1		2767,804	20	
	7	1		2753,299	24	
	8	1		3081,38	32	
	9	1		2686,299	36	
	10	1		2772,399	14 SLOP, WASTE LINE	

	<b>Document No</b>	<b>Release Date</b>	<b>Revision No</b>	<b>Revision Date</b>	<b>Sayfa No</b>
		<b>01/01/2023</b>			1-5
	<b>DANGEROUS GOODS HANDLING GUIDE</b>				

## **1.2 Loading/unloading, handling and storage procedures for dangerous cargoes handled and temporarily stored at the port facility**

### 1.2.1 General

1.2.1.1 In our Port Facility, Diesel Oil (UN 1202), Unleaded Gasoline (UN 1203), Jet A-1 (UN 1863), Fuel Oil (UN 3082) and Crude Oil (UN 1267) are handled from Dangerous Liquid Bulk Cargo within the scope of Oil and Petroleum Derivatives (MARPOL Annex-1).

1.2.1.2 Fulfillment of the conditions specified below is provided as regards handling the dangerous cargoes coming to the port facility, keeping them temporarily at the port facility, making their stowage and segregation and storage for safety of the port facility, employees and ships at the port facility.

1.2.1.2.1 A coordination meeting is being held at least 1 day prior to the acceptance out of routine dangerous cargoes to the port facility and Supply Directorate, Terminal Director, HSE, TMGD and other related persons participate to the meeting is provided. (The resolution to hold such meeting can be given through the Supply Directorate, Terminal Directorate, HSE, TMGD departments regarding the dangerous cargoes handled routinely which are accepted to the port)


1.2.1.2.2 Following issues will be discussed during the coordination meeting with regard to the dangerous cargo (es) to be accepted to the port:

1. Risk arising from dangerous cargo
2. Interaction with dangerous cargoes existing at the port facility,
3. Interaction with cargoes planned to be accepted to the port facility in the near future,
4. Conditions for stowage
5. Conditions for segregation
6. Requirement of materials and equipment with respect to emergency response
7. Sufficiency of emergency response equipment's
8. Interaction with the neighboring area (s)

The issues mentioned herein above are discussed within the scope of current IMDG CODE documents and a management decision for accepting/rejecting are taken.

1.2.1.2.3 If a decision is taken at the meeting in favor of accepting the dangerous cargo, management, operation, storage, safety and emergency response departments is notified and the necessary preparations and acceptance process is commenced.

1.2.1.2.4 If it is required to notify the District Port authority, the situation is notified to the Port authority in writing by specifying the reasons.

	Document No	Release Date	Revision No	Revision Date	Sayfa No
		01/01/2023			1-6
	<b>DANGEROUS GOODS HANDLING GUIDE</b>				

### 1.3 Procedures for safe handling of liquid bulk dangerous cargoes

#### 1.3.1 Application

1.3.1.1 In our Port Facility, Hazardous Liquid Bulk cargoes are handled with the system available at the pier / dock

1.3.1.2 In the operation meeting held the day before, the equipment, number of post, dock and crew to be used are determined. The Safety Data Form (SDS) of the cargo is given to the facility authority or the Corporate HSE-C Directorate in the notification of the ship by the agency at least 3 days in advance.

1.3.1.3 After the ship is safely tied to the port by the help of pilot and warp, safety investigation is carried out on the ship. If any unsafe situations are observed, notifications are made to the persons responsible for the ship and measures are taken accordingly. Unloading equipment and appropriate pipe selection are made by the person responsible for operations. ISGOTT 6 Ship/Port Safety Control List is undersigned mutually. A communication network is built between the ship and the port facility.

1.3.1.4 Employees wait beside the flexible hoses which connect to the ship. They work in cooperation with the ship personnel for the connection of liquid cargo to entry/exit manifolds of the ship.

1.3.1.5 Appropriate pressure adjustment is made with the ship. Overflow of tanks are avoided, and the ship personnel are provided with required information and the line is cut under dangerous situations.

#### 1.3.2 Requirements

1.3.2.1 Gas detectors which will detect gas leakages to occur at the port facility is kept ready after being calibrated and made ready to use.


1.3.2.2 The vehicles coming to the loading or unloading platform at the port facility are eliminated from static electricity, flame arrestor apparatus is placed at their exhausts and their earthing shall be made during the loading or unloading at the port facility. Flame arrestor apparatus is provided by the Ground Tanker Operations Unit. Ground tankers which don't have flame arrestors are not taken to the port facility. This is not required for tankers having ADR standards.

1.3.2.3 Required notices and warning signs are placed around the area where handling is done. Related personnel wear personal protective clothing and outfit in accordance with work health and safety requirements at dangerous places and under dangerous conditions. Personnel who don't have protective clothing and adequate equipment in line with their job descriptions and their working areas is not employed.

1.3.2.4 Periodic repair/maintenance and calibration works of devices to be used are made and certificates, journals or ledgers of records are kept updated.

1.3.2.5 First aid equipment to be used during intervention is placed at a place known by the personnel which is easily accessible in case of emergency or accidents.

1.3.2.6 Communication equipment which can be used safely during loading or unloading operations of liquid bulk dangerous cargoes in flammable or explosive environments are used at the port facility.

	<b>Document No</b>	<b>Release Date</b>	<b>Revision No</b>	<b>Revision Date</b>	<b>Sayfa No</b>
		<b>01/01/2023</b>			1-7
	<b>DANGEROUS GOODS HANDLING GUIDE</b>				

1.3.2.7 Flexible hoses used in loading or unloading of liquid bulk dangerous cargoes is controlled a certificate specifying the approval of type as well as pipe type, maximum working pressure of the pipe and production month and year of the pipe. Repair and maintenance works and testing of the said pipes are carried out as per the criteria stated in ISGOTT 6 and relevant records shall be kept. Hoses to be used in loading or unloading operations which are not in service are kept according to the criteria specified by ISGOTT 6.

1.3.2.8 Adequate number of electrical insulation flanges for the flexible hoses and loading arms used in loading or unloading operations of liquid bulk dangerous cargoes.

1.3.2.9 Liquid bulk dangerous cargoes are carried in a manner that prevents any dangerous interaction with incompatible materials in other cargoes.

1.3.2.10 Shift supervisor of port facility where liquid bulk dangerous cargoes are handled are responsible of notifying issues as regards additional safety and safety measures which have to be taken at port facility.

1.3.2.11 Operations Engineer and Shift Supervisor are responsible for handling liquid bulk cargoes at our port facility and their duties are specified in quality management system and they act in accordance with the said quality management system.

1.3.2.12 The master of a ship and the Operations Officer, within their respective areas of responsibility, should have immediately make available the following information with respect to each liquid bulk cargo transported in cargo operations and emergency cases to the port authority and other involved parties:

**1.3.2.12.1 Information to be provided by the ship master;**

1.3.2.12.1.1 The product name of the dangerous cargo, the UN number (where available) and a description of the relevant physical and chemical properties (including reactivity).

1.3.2.12.1.2 Procedures for cargo transfer, slop transfer, gas-freeing, inerting, ballasting, de-ballasting and tank cleaning.

**1.3.2.12.2 Information to be provided by Operations Officer;**


1.3.2.12.2.1 Information as to specific equipment required for safe handling and loading or unloading of certain cargoes and emergency response procedures including the following issues:

1) Steps to be taken in cases of pouring or leakage as specified in Emergency Plans,

2) Measures to be taken to avoid people from contacting dangerous cargoes accidentally within the scope of Emergency Plan and Work Health and Security,

3) Fire fighting procedures as specified in Emergency Plan and the appropriate communication systems to be used in cases of fire.

1.3.2.13 It is ensured that, before and during handling and loading or unloading operations of liquid bulk dangerous cargoes at any berth on the shore, appropriate warning notices, preferably pictograms, are placed at all entrances and approaches to the berth.

	<b>Document No</b>	<b>Release Date</b>	<b>Revision No</b>	<b>Revision Date</b>	<b>Sayfa No</b>
		01/01/2023			1-8
	<b> DANGEROUS GOODS HANDLING GUIDE </b>				

1.3.2.14 Continuous communication is ensured during the handling and loading or unloading of dangerous liquid bulk cargoes, through Marine Band Channel 16 and from the work channel specified in the protocol and effectiveness of communication is ensured during the cargo operations.

### 1.3.3 Pipe installations used for liquid bulk dangerous cargoes

#### 1.3.3.1 Flexible hoses:

1.3.3.1.1 Flexible hoses is used for cargo by considering the temperature and suitability and not be used for other than these cargoes.

1.3.3.1.2 If they are prone to be damaged by impact they are protected accordingly.

1.3.3.1.3 Electrically continuous is provided at pipeline, except for the inclusion of an insulating flange or non-conductive spool piece when used for the transfer of a flammable liquid. The pipeline on the seaward side of the insulating section should be electrically continuous to the ship, and that on the landward side should be electrically continuous to the jetty earthing system. The insulating flange is tested in accordance with chapter 17 of ISGOTT 6.

### 1.3.4 Operations Officer will do the following:

1.3.4.1 Taking adequate precautions to prevent a short-circuit of the insulating section

1.3.4.2 Inspection and testing the insulating and earthing systems at appropriate intervals to ensure their effectiveness

1.3.4.3 Taking actions in accordance with appropriate checklists in the International Safety Guide for Oil Tankers and Terminals (ISGOTT 6).

### 1.3.5 Sources of ignition

1.3.5.1 Operations Officer should ensure that the master of a ship is notified of any conditions which may require precautions to be taken for avoidance of sources of ignition on the ship such as galley stoves or cooking appliances with non-immersed elements.

### 1.3.6 Containment of spillage

1.3.6.1 The berth operator is ensured that all drain holes and pipes and all other drains of any kind on the jetty, where liquid bulk dangerous cargoes might escape in case of an accident, are closed before handling commences and are kept closed during the whole of the period of the handling of liquid bulk dangerous cargoes.


### 1.3.7 Handling

#### 1.3.7.1 Flexible hoses

1.3.7.1.1 The master of a ship and the person responsible with operation within their respective areas of responsibility:

.1. No Flexible hose is used for cargoes other than those for which it is suitable, having regard to the temperature and compatibility of such cargoes, or at any working pressure for which it is unsuitable.

.2. Each type of Flexible hose complete with end fittings has been prototype tested and a certificate provided to show the bursting pressure. Prototype hoses may not be used in service.

	<b>Document No</b>	<b>Release Date</b>	<b>Revision No</b>	<b>Revision Date</b>	<b>Sayfa No</b>
		01/01/2023			1-9
	<b>DANGEROUS GOODS HANDLING GUIDE</b>				

- .3. Before being placed in service, each Flexible hose supplied should be hydraulically tested in accordance with the requirements of the regulatory authority
- .4. Before being put into use on any day a Flexible hose is visually inspected. Flexible hoses is inspected at frequent intervals during operations.
- .5. Documents showing the type of hose, its specified maximum working pressure and its month and year of manufacture will be kept at the facility.
- .6. It is ensured that there are adequate electrical insulation flanges and the length of each Flexible hose is sufficient to satisfactorily operate within the defined operating envelope without overstressing the terminal connections
- .7. A Flexible hose rigged for the handling of liquid bulk dangerous cargoes is kept under adequate supervision
8. It is ensured that there are adequate procedures for the disconnection of the Flexible hose in the event of an emergency, to protect the environment, personnel safety and equipment.

#### 1.3.7.2 *Loading Handles*

1.3.7.2.1 Within the relevant areas of responsibility, the Ship Captain and Operations Officer:

1.3.7.2.2 In order to ensure the safety of life, property and the environment, the loading arm shall be kept under surveillance at all times during the operation and shall be disconnected in case of emergency.

1.3.7.2.3 Appropriate loading arms shall be used, taking into account the temperature and compatibility of the cargo. Such loading arms shall not be used at improper working pressure and flow rate.

1.3.7.2.4 In case of emergency, the necessary equipment shall be made available for the evacuation of the inner and outer arms before they are disconnected.

1.3.7.2.5 The operating limits of the loading arms shall be checked to be compatible with the ship.

1.3.7.2.6 In cases where more than one loading arm is connected, the manifold clearance shall be sufficient.

1.3.7.2.7 Periodic maintenance and repair of each loading arm shall be carried out and records shall be kept.


#### 1.3.8 Preliminary precautions

1.3.8.1 The master of a ship and berth operator within their respective areas of responsibility, ensure that cargo handling controls, gauging systems, emergency shutdown and alarm systems, where applicable, have been tested and found to be satisfactory before cargo handling operation begins

1.3.8.2 The master of a ship and berth operator ensure before liquid bulk dangerous cargoes are pumped into or out of a ship from or into a shore installation agree in writing on the handling procedures including the maximum loading or unloading rates taking into account:


1.3.8.2.1 The arrangement, capacity and maximum allowable pressure of the ship's cargo lines and the shore pipelines;



	<b>Document No</b>	<b>Release Date</b>	<b>Revision No</b>	<b>Revision Date</b>	<b>Sayfa No</b>
		01/01/2023			1-10
	<b>DANGEROUS GOODS HANDLING GUIDE</b>				

- 1.3.8.2.2 The arrangement and capacity of the vapor venting system;
- 1.3.8.2.3 The possible pressures increase due to emergency shut-down procedures;
- 1.3.8.2.4 The possible accumulation of electrostatic charge; and
- 1.3.8.2.5 The presence of responsible persons during start up operations on board ship and ashore
- 1.3.8.3 Complete and sign an appropriate safety check list showing the main safety precautions to be taken before and during such handling operations
- 1.3.8.4 Agree in writing the action to be taken and the signals to be used in the event of an emergency during handling operations; and
- 1.3.8.5 Ensure appropriate safety equipment and clothing are used.
- 1.3.8.6 The berth operator should ensure that starter controls on all bulk liquid transfer pumps are locked in the “off” position, or located at a facility accessible only to authorized personnel
- 1.3.8.7 The berth operator ensures that starter controls on all bulk liquid transfer pumps are locked in the “off” position, or located at a facility accessible only to authorized personnel.
- 1.3.8.8 “Ship/Shore Safety checklist” in International Safety Guide for Oil Tankers and Terminals (ISGOTT 6) is completed and signed according to “Guidelines for completing Ship/Shore Safety checklist”.
- 1.3.9 Pumping**
- 1.3.9.1 The master of a ship and berth operator within their respective areas of responsibility ensure that:
- 1.3.9.1.1 Frequent checks are made to ensure that the agreed backpressures and loading or unloading rates are not exceeded,
- 1.3.9.1.2 All reasonable care is taken to prevent all relevant pipelines, loading arms, Flexible hoses and associated equipment on board the ship and ashore from developing a leak, and that they are kept under adequate supervision during the handling of liquid bulk dangerous cargoes,
- 1.3.9.1.3 Effective communication between the ship and the shore installations is maintained throughout the handling operations,
- 1.3.9.1.4 The safety check list is available for inspection throughout the handling operations,
- 1.3.9.1.5 During the handling of liquid bulk dangerous cargoes, arrangements are made for the gauging of ships’ tanks to ensure that no tank is overfilled,
- 1.3.9.1.6 Responsible persons are present during operations on board ship and ashore,
- 1.3.9.1.7 Ensure that appropriate safety equipment and clothing are used,



	<b>Document No</b>	<b>Release Date</b>	<b>Revision No</b>	<b>Revision Date</b>	<b>Sayfa No</b>
		<b>01/01/2023</b>			1-11
	<b>DANGEROUS GOODS HANDLING GUIDE</b>				

### 1.3.10 Completion of operation

1.3.10.1 The master of a ship and berth operator within their respective areas of responsibility ensure that after the completion of every transfer of liquid bulk dangerous cargoes the valves of the discharging and receiving cargo spaces and tanks are closed and any residual pressure in the relevant pipelines, loading arms and Flexible hoses is released, They also ensure that:

1.3.10.1.1 Prior to the disconnection of the flexible pipelines from the ship it is drained of liquids and the pressure is relieved,

1.3.10.1.2 All safety precautions are taken, including the blanking off of the ship manifold connection and the shore pipeline,

1.3.10.1.3 Appropriate safety equipment and clothing are used.

### 1.3.11 Cleaning of previous load residues remaining on the line and tank

In the case of handling different cargoes on the same line, after obtaining the necessary official permissions from the Regional Port Authority and the Customs organization, the pipeline is cleaned with water and made ready for the next operation in order to clean the previous cargo residues on the line and not to cause any reaction.


### 1.3.12 Others

1.3.12.1 The port facility operator is responsible for ensuring that all relevant equipment, which is the basis for the issuance of the Dangerous Goods Conformity Certificate for the port facility, is appropriate and operational, necessary maintenance, attitude and repairs are made and kept in a safe and continuous working condition.

1.3.12.2 If they lose their operational capability for any reason, they notify the district port authority, and if equipment failures prevent operations at the facility, they notify the ship and cargo authority they serve.

As a Dangerous Goods Safety Advisor, I confirm its eligibility

Signature

	<b>Document No</b>	<b>Release Date</b>	<b>Revision No</b>	<b>Revision Date</b>	<b>Sayfa No</b>
		01/01/2023			2-1
	<b> DANGEROUS GOODS HANDLING GUIDE </b>				

## 2 RESPONSIBILITIES

All parties within the dangerous cargo transportation activities are obliged to take all necessary measures to transport safely, securely and environmentally friendly, to avoid accidents and to reduce the damage as little as possible, if an accident occurs.

### 2.1 General responsibilities of all sides

2.1.1 To make safe transportation, safe and environmentally harmless, to prevent accidents and to ensure that all necessary measures are taken to minimize the damage as much as possible when an accident occurs.

2.1.2 In emergency situations such as fire, leakage, spill that occur during the transportation of dangerous cargoes, to benefit from the EmS Guide including Emergency Response Methods and Emergency Schedules for Ships Carrying Dangerous Goods.

2.1.3 To benefit from the Medical First Aid Guide (MFAG) included in the IMDG Code annex in order to properly provide the necessary medical first aid to persons affected by the damages of dangerous loads and to health problems caused by accidents involving these cargoes.

### 2.2 Responsibilities of the cargo authority

2.2.1 To Prepare mandatory documents, info and documents related to dangerous cargoes and to ensure that these documents are present with the cargo during the transportation activity.

2.2.2 To ensure that dangerous cargoes are classified, packaged, marked, labelled and plated in accordance with their type.

2.2.3 To ensure that dangerous cargoes are loaded, stacked and securely fastened in accordance with the rules and in accordance with the rules in approved packaging and cargo transport units.

### 2.3 Responsibilities of the carrier

2.3.1 Request mandatory documents, information and documents related to dangerous cargoes from the cargo person concerned and ensure that they are present with the cargo during the transportation activity.


2.3.2 To check the regulatory compliance of dangerous cargoes classified, packaged, marked, labelled and plated by the cargo subject.

2.3.3 To check that dangerous cargoes are packaged in accordance with the rules using approved packaging and cargo handling units, that they are safely loaded into the cargo transport unit and that they are securely fastened.

### 2.4 Responsibilities of the port facility operator

2.4.1 Not to approved ships carrying dangerous cargoes at port facility without the permission of the port authority.

2.4.2 The "Port Facility Rules" prepared within the scope of the facility rules, cargo handling rules and relevant legislation shall notify the ship to be will approach via the ship agency or via e-mail.

	<b>Document No</b>	<b>Release Date</b>	<b>Revision No</b>	<b>Revision Date</b>	<b>Sayfa No</b>
		<b>01/01/2023</b>			2-2
	<b>DANGEROUS GOODS HANDLING GUIDE</b>				

2.4.3 It does not handle dangerous cargoes for which it has not received permission from the Administration and does not victimize the ships that will dock by planning in this context.

2.4.4 Requires mandatory documents, info and documents related to dangerous cargoes from the cargo owner and ensures that they are found together with the cargo. To decide whether to accept or handle the dangerous cargo if the relevant documents, information and documents cannot be provided by the cargo person.

2.4.5 To share all the data that may be required according to the characteristics of the cargo with the ship owner and to reconcile the loading or unloading operation in accordance with the legislation and rules. Not to make changes in the operation without the knowledge of the ship's contact.

2.4.6 To determine the operating limits taking into account the safe working capacity of the facility and the weather forecasts. To take the necessary precautions to keep the ship safely connected to the port and to carry it out. To Set limits in the "Ship Emergency Evacuation" plan.

2.4.7 Check the transport document containing information that the dangerous cargoes arriving at the facility have been properly classified, packaged, marked, labelled, plated and safely loaded into the cargo transport unit.

2.4.8 To ensure that the personnel involved in the handling of dangerous goods and the planning of this handling are certified by receiving the necessary training. To not assign non-certified personnel to these operations.

2.4.9 Ensure that dangerous cargo handling equipment at the facility is operational and that relevant personnel are trained and certified in relation to the use of such equipment.

2.4.10 To ensure that personnel use personal protective equipment appropriate to the physical and chemical characteristics of the dangerous cargo by taking occupational safety measures in the port facility.

2.4.11 To ensure that activities related to dangerous cargoes are carried out in areas established in accordance with these works.


2.4.12 To equip the interface reserved for ships to load or unload dangerous liquid bulk cargoes with installations and equipment suitable for this work.

2.4.13 Keep an up-to-date list of all dangerous cargoes on board ships docked at the facility and in indoor and outdoor areas at the facility. To provide this information to the relevant persons upon request.

2.4.14 To inform the port authority about the immediate risk posed by the dangerous cargoes handled or temporarily stored at the facility and the measures taken for this with the document "Risk assessment for Dangerous Cargoes". To revise this document at least once every 3 years.

2.4.15 To report accidents related to dangerous cargoes, including accidents at the entrance to closed areas, to the port authority.

2.4.16 To provide the necessary support and cooperation in the controls and inspections carried out by the administration and the port authority.

	<b>Document No</b>	<b>Release Date</b>	<b>Revision No</b>	<b>Revision Date</b>	<b>Sayfa No</b>
		01/01/2023			2-3
	<b>DANGEROUS GOODS HANDLING GUIDE</b>				

2.4.17 To take fire, environmental and other safety measures appropriate to the class of dangerous cargo in the area where the operation is made. In the areas where dangerous loads are handled, fire extinguishing systems and first aid units are ready for use at any time and the necessary controls are periodically carried out.

2.4.18 Obtain permission from the port authority in accordance with the "Hot Work Working Procedure" before the hot work and operations to be carried out in the areas where dangerous cargoes are handled and temporarily stored.

2.4.19 Prepare an emergency evacuation plan for the evacuation of ships from port facility in case of emergency. Submit the prepared ship emergency evacuation plan to the port authority.

2.4.20 To ensure that the internal loading of the load carrying units is carried out in accordance with the loading safety rules at the facility.

## **2.5 Responsibilities of the ship's contact person**

2.5.1 To ensure that the cargo to be carried by the ship is certified as suitable for carriage and that the cargo holds, cargo tanks and cargo handling equipment are in a condition suitable for cargo transportation.

2.5.2 To request all mandatory documents, information and documents related to dangerous cargoes from the cargo owner and to ensure that they are present with the cargo during the transportation activity.

2.5.3 To ensure that the documents, information and documents required to be present on board the ship in relation to dangerous cargo within the scope of legislation and international conventions are appropriate and up to date.

2.5.4 To check the transport document containing information that the cargo transport units loaded on the ship are properly marked, plated and safely loaded.

2.5.5 To inform the relevant ship personnel about the risks of dangerous cargoes, safety procedures, safety and emergency measures, response methods and the like.

2.5.6 To keep up-to-date lists of all dangerous cargoes on board and to make declarations to the relevant persons upon request.


2.5.7 To ensure that the loading program, if any, on board is approved and certified and kept operational.

2.5.8 To inform the port authority and the port facility of the immediate risk posed by the dangerous cargoes on board the vessel docking the shore facility and the measures taken to prevent it.

2.5.9 Refusal to accept the dangerous cargo to carry in the event of a leak in the dangerous cargo or if there is such a possibility.

2.5.10 Report dangerous cargo accidents that occur on board the vessel while sailing or on port facility to the port authority.

2.5.11 To provide the necessary support and cooperation in the controls and inspections carried out by the administration and the port authority.

	<b>Document No</b>	<b>Release Date</b>	<b>Revision No</b>	<b>Revision Date</b>	<b>Sayfa No</b>
		<b>01/01/2023</b>			2-4
	<b>DANGEROUS GOODS HANDLING GUIDE</b>				

2.5.11 Not to accept to carry dangerous cargoes that are not included in the ship certificates issued by the relevant institutions and organizations.

2.5.12 To ensure that shipowners in charge of handling dangerous goods use personal protective equipment appropriate to the physical and chemical properties of the cargo during handling.

2.5.13 To ensure the requirements for the safety of loading of cargoes loaded on the vessel.

## **2.6 Training Responsibilities**

2.6.1 The procedures and principles related to the trainings to be received by the personnel working in the port facilities handling the cargo in accordance with the Regulation on the Transport of Dangerous Cargo by Sea and the Safety of Loading shall be determined by the Administration.

2.6.2 The Administration shall carry out the necessary work for the implementation of IMO trainings that are required by IMO or, if deemed appropriate by the Administration, are advisory.

2.6.3 If the knowledge and skills of the personnel are found to be insufficient during the inspections carried out in the port facilities, the Administration may request that the trainings be repeated.

2.6.4 For the practical applications of the trainings within the scope of training questions, the opportunities of the Ministry are primarily utilized.

## **2.7 Loading Safety Responsibilities**


2.7.1 The port authority stops the handling operation at the port facility when it deems any risk and does not start it until the risk is eliminated.

2.7.2 The ship cannot be loaded more than the loading limit, taking into account the loading limit brand. In the event of such a situation, the ship is not allowed to sail and administrative action is taken against the ship owner within the scope of the regulation.

2.7.3 It is the responsibility of the ship to monitor the load and ballast water arrangement throughout the loading or unloading operation so that the structure of the ship is not subject to excessive stress.

2.7.4 Care is taken by the port and the ship to ensure that the slope is uninclined, but if a slope (tilt) is required during loading, it is ensured that it is as short as possible. In order to avoid structural damage to the vessel, the approved stability curl is ensured to be properly balanced, loading and unloading.

2.7.5 In adverse meteorological and oceanographic conditions that may affect the cargo handling operation, the handling operation shall be suspended by the captain until the conditions improve.

	<b>Document No</b>	<b>Release Date</b>	<b>Revision No</b>	<b>Revision Date</b>	<b>Sayfa No</b>
		01/01/2023			3-1
	<b>DANGEROUS GOODS HANDLING GUIDE</b>				

### **3 RULES AND MEASURES TO BE APPLIED BY THE PORT FACILITY**

The rules and measures set out in this section are set out in the 1,4,6,7,8,9,10 chapters, of this guide. Details are set out in the Emergency plan, the Ship Emergency Evacuation plan, the Port Rules booklet for ships, the Risk Assessment document for Dangerous Cargoes, the Hot Work procedure and the Accident Prevention Policy. The infrastructural requirements have been provided by our port facility.

#### **3.1 Berthing**

3.1.1 Adequate and safe mooring facilities are provided; and

3.1.2 Adequate safe access is provided between the ship and the shore.

#### **3.2 Survey**

3.2.1 The port operator should ensure that areas where packages or cargo transport units are kept are properly supervised and packages or cargo transport units are regularly inspected for leakage or damage. Any leaking package or cargo transport units should only be handled under the supervision of a responsible person.

3.2.2 The port operator should ensure that no person, without reasonable cause, opens or otherwise interferes with any freight container, tank-container, portable tank or vehicle containing dangerous cargoes. When a freight container, tank-container, portable tank or vehicle is opened by a person authorized to examine its contents, the port operator should ensure that the person concerned is aware of the possible hazards arising from the presence of the dangerous cargoes.

3.2.3 Any equipment which is used for handling and stowing processes and driven with or without power shall be checked and inspected to ensure that it is manufactured in accordance with the manufacturer's instructions and exists in good operating conditions and in compliance with proper standards.

#### **3.3 Identification, packing, marking, labelling or placarding and certification**

3.3.1 The port operator should ensure that dangerous cargoes entering his premises have been duly certified or declared by the cargo interests as being properly identified, marked, labelled or placarded so as to comply with the appropriate provisions of the IMDG Code or, alternatively, with appropriate national or international legal requirements applicable to the relevant mode of transport.


#### **3.4 Safe handling and segregation**

3.4.1 A port operator transporting or handling dangerous cargoes should appoint at least one responsible person who has adequate knowledge of the national or international legal requirements concerning the transport and handling of dangerous cargoes, including the segregation of incompatible cargoes.

#### **3.5 Emergency procedures**

3.5.1 The port operator should ensure that appropriate emergency arrangements are made and brought to the attention of all concerned. These arrangements should include:

3.5.1.1 the provision of appropriate emergency alarm operating points;

	<b>Document No</b>	<b>Release Date</b>	<b>Revision No</b>	<b>Revision Date</b>	<b>Sayfa No</b>
		<b>01/01/2023</b>			3-2
	<b> DANGEROUS GOODS HANDLING GUIDE </b>				

3.5.1.2 procedures for notification of an incident or emergency to the appropriate emergency services within and outside the port area;

3.5.1.3 procedures for notification of an incident or emergency to the port authority and port area users both on land and water;

3.5.1.4 the provision of emergency equipment appropriate to the hazards of the dangerous cargoes to be handled;

3.5.1.5 co-ordinated arrangements for the release of a ship in the case of an emergency; and

3.5.1.6 arrangements to ensure adequate access/egress at all times.

3.5.2 The port operator should consider the necessity of arrangements for a safe and quick emergency escape, taking into account the nature of the dangerous cargoes and any special conditions.

3.5.3 The "Medical First Aid Guidelines (MFAG)" annexed to IMDG Code shall be used to provide with those persons effected from damages caused by hazardous loads with medical first aid in case of any health issues occurring in consequence of accidents involving such loads.

3.5.4 "Emergency Schedules (EmS)" annexed to IMDG Code shall be used for any emergencies involving hazardous loads.

3.5.5 In case of any emergencies or accidents, the first aid material to be used for response shall be kept in easily accessible locations known to personnel.

### **3.6 Emergency information**

3.6.1 The port operator should ensure that a list of all dangerous cargoes in the warehouses, sheds or other areas, including the quantities, and if appropriate Proper Shipping Names, correct technical names (if applicable), UN numbers, classes or, when assigned, the division of the goods, including for class 1, the compatibility group letter, subsidiary hazard classes (if assigned), packing group (where assigned) and exact location is held readily available for the emergency services.


3.6.2 The port operator should ensure that the responsible person for a warehouse, shed or area, where dangerous cargoes are handled, is as far as possible aware of the status of occupancy with the dangerous cargoes in his area and is available in case of emergencies.

3.6.3 The port operator should ensure that the person responsible for cargo handling operations involving dangerous cargoes has the necessary information on measures to be taken to deal with incidents involving dangerous cargoes and that it is available for use in emergencies.

3.6.4 Electronic or other automated information processing or transmission techniques shall be employed to provide access to information.

3.6.5 Data sheets of hazardous materials shall normally be kept by the manufacturers of chemicals. Emergency response information and electronic databases shall be available and used in case of direct access to information.



	<b>Document No</b>	<b>Release Date</b>	<b>Revision No</b>	<b>Revision Date</b>	<b>Sayfa No</b>
		01/01/2023			3-3
	<b> DANGEROUS GOODS HANDLING GUIDE </b>				

3.6.6 The port operator should ensure that the port or berth emergency response procedures and port or port emergency telephone numbers are placed at prominent locations within or at warehouses, sheds or areas where dangerous cargoes are transported or handled.

3.6.7 The port operator should ensure that fire-fighting and pollution-combating equipment and installations are clearly marked as such and notices drawing attention to them are clearly visible at all appropriate locations.

3.6.8 The port operator should inform the master of any ship carrying or handling dangerous cargoes of the emergency procedures in force and the services available at the port.

### **3.7 Fire precautions**

3.7.1 The port operator should ensure that:

3.7.1.1 All parts of the port and any ship moored to it are at all times accessible to emergency services;

3.7.1.2 Audible or visual alarms for emergency use are installed in the area or other means of rapid communication with emergency services are available;

3.7.1.3 The handling of dangerous cargoes are kept clean and tidy;

3.7.1.4 Before dangerous cargoes are handled, the master of a ship is informed of the location of the nearest means of summoning emergency services; and

3.7.1.5 the lighting and other electrical equipment in areas where dangerous cargoes are present on the port facility is of a type safe for use in a flammable or explosive atmosphere.

3.7.1.6 Places where smoking is prohibited are designated; and

3.7.1.7 Notices in a pictogram form prohibiting smoking are clearly visible at all locations and at a safe distance from places where smoking would constitute a hazard.

3.7.1.8 The port operator should ensure that equipment used in an area or space where a flammable or explosive atmosphere may exist or develop, is of a type safe for use in a flammable or explosive atmosphere and used in such a manner that no fire or explosion can be caused.


3.7.1.9 The port operator should ensure that only portable electrical equipment of a type safe for use in a flammable atmosphere is used in an area or space in which a flammable atmosphere may occur.

3.7.1.10 The port operator should ensure that electrical equipment on a wandering lead is not used in areas or spaces where a flammable atmosphere may occur.

### **3.8 Fire fighting**

3.8.1 The port operator should ensure that adequate and properly tested fire-fighting equipment and facilities are provided and readily available in accordance with the requirements of the regulatory authority in areas where dangerous cargoes are transported or handled.



	Document No	Release Date	Revision No	Revision Date	Sayfa No
		01/01/2023			3-4
	<b> DANGEROUS GOODS HANDLING GUIDE </b>				

3.8.2 The port operator should ensure that personnel involved in the handling or transport of dangerous cargoes are trained and practised in the use of fire-fighting equipment in accordance with the requirements of the regulatory authority.

### 3.9 Environmental precautions

3.9.1 The port operator should ensure that dangerous cargoes are only handled in areas which comply with the requirements of the regulatory authority.

3.9.2 During the loading and unloading of bulk cargo to and from the vessel, necessary actions shall be taken to prevent the dumping of any load from the vessel or the dock into sea. In addition, these actions shall be taken for transshipment operations.

3.9.3 Necessary actions shall be taken so that soil, water or areas of water discharge is/are not contaminated with any hazardous materials handled at onshore facilities. Additionally, these actions shall be applied for the piping line used during the handling of hazardous materials and for areas with conveyor system.

### 3.10 Pollution combating

3.10.1 The port operator should ensure that adequate equipment is available to minimize the damage in case of a spillage of dangerous cargoes.

3.10.2 The equipment includes petroleum dispersion preventive fences, condensate lids, absorbing and neutralizing agents as well as cleaning agents and portable collection basins.

3.10.3 The port operator should ensure that personnel involved in the transport and handling of dangerous cargoes are trained and practised in the use of pollution combating equipment and facilities in accordance with the requirements of the regulatory authority.


### 3.11 Reporting of incidents

3.11.1 The port operator, within his area of responsibility, should ensure that, if an incident occurs during the handling of dangerous cargoes which may endanger the safety or security of persons, of ships within the port, of the port or of any other property, or the environment, the person having charge of the handling immediately causes the operation to be stopped, if it is safe to do so, and prevents it being resumed until appropriate safety measures have been taken. The port operator should require every member of his personnel to report, to the person having charge of the operation, any such incident they see to occur during the handling of dangerous cargoes.

3.11.2 For the purposes of responding quickly and effectively; the short and proper description of the event should be communicated to the emergency center as soon as possible to treat the injured personnel and mitigate any potential damage.

3.11.3 The port operator should ensure that any incident involving dangerous cargoes which may endanger the safety or security of persons, or of ships within the port or of the port or of any other property or the environment is reported immediately to the port authority.

3.11.4 The port operator should ensure that any damaged or leaking package, unit load or cargo transport unit containing dangerous cargoes is reported immediately to the port authority and that suitable remedial action is taken

	<b>Document No</b>	<b>Release Date</b>	<b>Revision No</b>	<b>Revision Date</b>	<b>Sayfa No</b>
		01/01/2023			3-5
	<b> DANGEROUS GOODS HANDLING GUIDE </b>				

### 3.12 Inspections

3.12.1 The port operator, where appropriate, should:

3.12.1.1 Check documents and certificates concerning the safe transport, handling, packing and stowage of dangerous cargoes in the port area at the time of receipt;

3.12.2 The port operator should make such checks regularly to ensure implementation of the safety precautions in the port area and the safety of transport.

3.12.3 If any of the checks mentioned above reveal deficiencies which may affect the safe transport or handling of dangerous cargoes the port operator should immediately advise all parties concerned and request them to rectify all deficiencies prior to any further transport or handling of dangerous cargoes.

3.12.4 The port operator should ensure that every necessary support will be given to the port authority or any other person or institution entitled to carry out inspections when they intend to carry out an inspection of dangerous cargoes.

### 3.13 Hot work and other repair or maintenance work


3.13.1 The port operator should ensure that no repair or maintenance work resulting in non-availability of the emergency/fire equipment required by these Recommendations is carried out at the port without prior permission of the port authority.

3.13.2 The port operator and the company carrying out the repairs, after having consulted the master of a ship, where appropriate, should ensure that they are in possession of a permit to proceed issued by the port authority before any repair or maintenance work involving hot work, or any other such work which may lead to a hazard because of the presence of dangerous cargoes, is carried out.

3.13.3 A prior notice to be served for the estimated duration of hot work or the lack of equipment as a result of the need for permission shall allow all emergency response authorities, such as fire department, to make a satisfactory announcement to express their objection and recommend additional measures. In case of particular circumstances, such as any hot work to be performed in a hold or closed areas near a hold, the skilled personnel capable of determining whether specific safety measures are necessary shall perform a detailed field survey.

### 3.14 Entry into confined or enclosed spaces

3.14.1 The port operator should ensure that no person enters any enclosed space such as, for example, a cargo space, cargo tank, void space around such tank, cargo handling space, or other confined or enclosed space which has contained or may contain dangerous vapour or oxygen depleting cargoes, unless the space is free of dangerous vapour and not deficient in oxygen, and is certified to that effect by a responsible person trained in the use of the relevant equipment and sufficiently knowledgeable to interpret correctly the results obtained. The responsible person should record the measurements taken.

	<b>Document No</b>	<b>Release Date</b>	<b>Revision No</b>	<b>Revision Date</b>	<b>Sayfa No</b>
		01/01/2023			3-6
	<b>DANGEROUS GOODS HANDLING GUIDE</b>				

3.14.2 Where it is necessary for operational purposes to enter a space which cannot be freed of dangerous vapour within a reasonable time and which, therefore, can not be certified, or it is unlikely that the space will remain free of dangerous vapour, then entry should only be made by persons wearing a self-contained breathing apparatus and any other necessary protective equipment and clothing. The entire operation should be carried out under the direct supervision of a responsible person who should be provided with self-contained breathing apparatus, protective equipment and rescue harness. The breathing apparatus, protective and rescue equipment should not be of a type that could introduce a source of ignition into the space.

3.14.3 The port operator should ensure that entry into a space follows carefully established procedures which are contained in international codes and guides.

### **3.15 Contaminated wastes**

3.15.1 The port operator should ensure that wastes contaminated with dangerous cargoes are immediately collected and disposed of in accordance with the requirements of the regulatory authority.

### **3.16 Alcohol and drug abuse**

3.16.1 The port operator, within his area of responsibility, should ensure that no person under the influence of alcohol or drugs is allowed to participate in any operation involving the handling of dangerous cargoes.

3.16.2 Any such persons should always be kept clear of the immediate areas where dangerous cargoes are being transported or handled.

### **3.17 Weather conditions**

3.17.1 The port operator, within his area of responsibility, should not permit dangerous cargoes to be handled in weather conditions which may seriously increase the risk.

### **3.18 Lighting**

3.18.1 The port operator, within his area of responsibility, should ensure that areas where dangerous cargoes are handled or where preparations are being made to handle dangerous cargoes and access to such areas are adequately illuminated.

### **3.19 Handling equipment**


3.19.1 The port operator, within his area of responsibility, should ensure that all equipment used in the handling of dangerous cargoes is suitable for such use and used only by skilled persons.

3.19.2 The port operator, within his area of responsibility, should ensure that all cargo handling equipment is of an approved type where appropriate, properly maintained and tested in accordance with national and international legal requirements.

### **3.20 Protective equipment**

3.20.1 The port operator, within his area of responsibility, should ensure, when necessary, that a sufficient quantity of appropriate protective equipment is available to all personnel involved in the handling of dangerous cargoes.

3.20.2 Such equipment should provide adequate protection against the hazards specific to the dangerous cargoes handled and should be of an approved type or made in conformity with an approved standard.

	<b>Document No</b>	<b>Release Date</b>	<b>Revision No</b>	<b>Revision Date</b>	<b>Sayfa No</b>
		01/01/2023			3-7
	<b>DANGEROUS GOODS HANDLING GUIDE</b>				

### 3.21 Signals

3.21.1 The regulatory authority should decide if and when a ship engaged in the transport or handling of certain specified dangerous cargoes in the port area, should exhibit by day or by night any special visual signals.

3.21.2 The specified dangerous cargoes should include:

3.21.2.1 bulk liquids with a flashpoint below 60°C closed cup;

3.21.2.2 bulk flammable and/or toxic gases; and

3.21.3 The reason for exhibiting a day or night signal is to advise maritime traffic and personnel within the port area about an increased hazard created by the presence of the dangerous cargoes. Vessels exhibiting such signals may be subject to the special requirements and special instructions of the port authority.

3.21.4 The following four scenarios should be considered:

3.21.4.1 the ship is moored or at anchor by day;

3.21.4.2 the ship is moored or at anchor at night;

3.21.4.3 the ship is under way by day; or

3.21.4.4 the ship is under way at night.

3.21.5 When practicable, a dedicated anchorage or port should be provided for vessels carrying dangerous cargoes requiring the exhibition of such signals. Special restrictions may be applied to:

3.21.5.1 access to the vessels;

3.21.5.2 radio and radar transmissions;

3.21.5.3 transiting the anchorage; and

3.21.5.4 passing of ships moored or anchored.


3.21.6 Port authorities should give consideration to the separation of ships under way exhibiting the signals. The port authority may also impose specific separation distances and regulate the movement of vessels to avoid the passing of such ships in narrow channels or at bends. Where signals are to be exhibited, they should be:

3.21.6.1 by day flag "B" of the International Code of Signals; and

3.21.6.2 by night an all-round fixed red light.

### 3.22 Communications

3.22.1 The port authority should ensure that every ship engaged in the transport of dangerous cargoes can maintain effective communications with the port authority. When appropriate and practicable such communications should be carried out by VHF in accordance with the provisions of SOLAS regulation IV/7 and complying with the performance standards set out in IMO Assembly resolution A.609(15) and the requirements of the regulatory authority.

	<b>Document No</b>	<b>Release Date</b>	<b>Revision No</b>	<b>Revision Date</b>	<b>Sayfa No</b>
		<b>01/01/2023</b>			3-8
	<b> DANGEROUS GOODS HANDLING GUIDE </b>				

### 3.23 Areas

#### 3.23.1 Dangerous cargo areas

3.23.1.1 Dangerous cargo areas should, where possible, be located so that management and/or security personnel may keep them under continuous observation. Otherwise, an alarm system may be provided or the spaces inspected at frequent intervals.

3.23.1.2 The spaces should enable an adequate segregation of dangerous cargoes in accordance with the legal requirements of the regulatory authority.


3.23.1.3 Dangerous cargo areas should have separate areas with all necessary facilities appropriate to the hazards emanating from the cargoes to be kept. Where appropriate these facilities should include separate ventilation, drainage, fire resisting walls, ceilings, etc.

3.23.1.4 Those areas where hazardous materials are handled shall be furnished with necessary equipment and devices to prevent potential harmful effects of such hazardous materials.

3.23.1.5 The areas where hazardous materials are handled shall be provided with facilities of entrance to and exit from the same to allow for response to emergencies or the access roads to those units carrying loads that contain hazardous materials shall be kept open, if any hazardous materials are stowed or stored on the entire site and the site shall be furnished with systems that are capable of providing emergency facilities for rapid response.

### 3.24 Training

3.24.1 The personnel who are in charge of actions and operations for the loading/unloading of hazardous materials at the onshore facility shall be provided with training on emergencies (fire, explosion, leakage etc.) and response, occupational health and safety, ISPS code security awareness and safety in line with their job descriptions and fields of work.

	Document No	Release Date	Revision No	Revision Date	Sayfa No
		01/01/2023			4-1
	<b>DANGEROUS GOODS HANDLING GUIDE</b>				

## 4 CLASSIFICATION OF DANGEROUS CARGO, HANDLING, LOADING / UNLOADING, HANDLING, SEPARATION, STACKING AND STORING





### 4.1 Classification of Dangerous Goods


NAME OF THE PRODUCT	UN CODE	CLASS
Diesel	UN 1202	3
Unlead Gasoline	UN 1203	3
Fuel Oil	UN 3082	9
Crude Oil	UN 1267	3

### 4.2 Dangerous Goods Packing and Packages









In our facility, closed circuit dangerous goods handling is carried out as bulk liquid cargo.

### 4.3 Dangerous Goods Marking, Labels, Placards.

	<p><b>Class 3 – Flammable Liquids</b></p> <p><b>Symbol</b> – flame in black and white color  <b>Background</b> – red color  <b>Text</b> – Flammable Liquid (optional)  <b>Number 3</b> – in the bottom corner</p>
	<p><b>Class 9 – Miscellaneous Dangerous Substances and articles</b></p> <p><b>Symbol</b> – seven vertical bars in black on the top half  <b>Background color</b> – white  <b>Number 9</b> – bottom corner</p>
	<p><b>Example ; for Diesel;</b></p> <p>Orange-colored plates, with hazard-identification number and UN Number</p>
	<p><b>Placards for Marine Pollutants</b></p> <p>Packages and cargo transport units containing dangerous substances which are classified by the IMDG Code as “marine pollutants”, must have the markings shown here, which must be durable. They must be placed close to the risk labels or risk placards of the cargo. The dimensions of the marine pollutant markings must be a minimum of 10 cm per side for packages and 25 cm per side for cargo transport</p>

	<b>Document No</b>	<b>Release Date</b>	<b>Revision No</b>	<b>Revision Date</b>	<b>Sayfa No</b>
		01/01/2023			4-2
	<b>DANGEROUS GOODS HANDLING GUIDE</b>				


#### 4.4 Signs of dangerous goods and packing groups.

NAME OF PRODUCT	UN CODE	CLASS	Marking		Packing Group
Diesel	UN 1202	3			PG III
Unlead Gasoline	UN 1203	3			PG II
Fuel Oil	UN 3082	9			PG III
Crude Oil	UN 1267	3			PG III
Packing Group I		High hazard substance			
Packing Group II		Medium hazardous/hazardous substance			
Packing Group III		It means less hazardous substances.			



#### 4.5 Separation tables on board and shore facility according to the classes of dangerous cargoes.


Since Class 3 and Class 9 products are handled in closed circuit, separation tables are not applied.

	<b>Document No</b>	<b>Release Date</b>	<b>Revision No</b>	<b>Revision Date</b>	<b>Sayfa No</b>
		01/01/2023			4-3
	<b> DANGEROUS GOODS HANDLING GUIDE </b>				

#### **4.6 Segregation distances and terms of hazardous loads in warehouses.**

It is not applied because it is a liquid bulk cargo terminal.



	<b>Document No</b>	<b>Release Date</b>	<b>Revision No</b>	<b>Revision Date</b>	<b>Sayfa No</b>
		01/01/2023			5-1
	<b>DANGEROUS GOODS HANDLING GUIDE</b>				


## 5 HANDBOOK ON DANGEROUS GOODS HANDLED ON PORT FACILITY

Port facilities engaged in dangerous good loading/unloading, handling and temporary storage activities in order to contribute to the safe performance of these activities.

- dangerous load classes,
- packages of dangerous cargoes,
- packaging
- tags
- signs and packing groups,
- separation tables on board and in the port facility according to the classes of dangerous cargoes,
- sorting distances of hazardous loads in warehouse storage,
- segregation terms,
- dangerous cargo documents,
- hazardous loads emergency response action flow diagram,
- emergency contact information,
- locations of emergency equipment and instructions for use, and
- including issues of port facility rules,

A Dangerous Goods Handbook in pocket-sized dimensions is prepared and presented in the appendix.

It is distributed to the employees of the facility for use.

	<b>Document No</b>	<b>Release Date</b>	<b>Revision No</b>	<b>Revision Date</b>	<b>Sayfa No</b>
		01/01/2023			6-1
	<b> DANGEROUS GOODS HANDLING GUIDE </b>				

## 6 PROCEDURES FOR THE OPERATION

### 6.1 Procedures for the safe docking, mooring, loading/unloading, sheltering or mooring of ships carrying dangerous cargo, day and night.

6.1.1 It is the responsibility of the Port Authority to direct where and when a ship with any dangerous cargo on board can dock, and stay in the port area, taking into account relevant issues such as the nature and quantity of dangerous goods found, the environment, population and weather conditions.

6.1.2 In an emergency, directing a ship with any dangerous cargo on board to be transported in the port area or to be removed from the port area for the safety of the ship and crew can be done with the approval of the ship's captain, the port management and the approval of the Port Authority.

6.1.3 Attach such requirements to any such directions as are appropriate to local circumstances and the quantity and nature of the dangerous cargoes involved.


6.1.4 The port operator ensure that:

6.1.4.1 adequate and safe mooring facilities are provided; and

6.1.4.2 adequate safe access is provided between the ship and the shore.

As a Dangerous Goods Safety Advisor, I confirm its eligibility

Signature


	<b>Document No</b>	<b>Release Date</b>	<b>Revision No</b>	<b>Revision Date</b>	<b>Sayfa No</b>
		01/01/2023			6-2
	<b>DANGEROUS GOODS HANDLING GUIDE</b>				

**6.2 Procedure of according to the seasonal conditions additional measures that Loading/Unloading, operation of dangerous cargo should be taken by port facilities**

6.2.1 Handling operations of liquid cargo are not carried out in stormy weather.

As a Dangerous Goods Safety Advisor, I confirm its eligibility

Signature

	<b>Document No</b>	<b>Release Date</b>	<b>Revision No</b>	<b>Revision Date</b>	<b>Sayfa No</b>
		01/01/2023			6-3
	<b> DANGEROUS GOODS HANDLING GUIDE </b>				

### **6.3 Procedures on keeping any inflammable, combustible and explosive materials away from operations which cause or are likely to cause sparking and abstaining from operating any tools, apparatus or device which cause or are likely to cause sparking in areas where hazardous materials are handled, stowed and stored**

6.3.1 Before starting any hot work, on a port, the responsible person of the company to carry out the hot work shall be in possession of a written authorization to carry out such hot work issued by the port authority. Such authorization should include details of the specific location of the hot work as well as the safety precautions to be followed.

6.3.2 In addition to the safety precautions required by the port authority, before starting any hot work, the responsible person of the company to carry out the hot work together with the responsible person(s) of the ship and/or port, should add any additional safety precautions required by the ship and/or port.

6.3.3 These should include:

6.3.3.1 The examination, and frequency of re-examination of local areas and adjacent areas, including tests, carried out by accredited testing establishments, to ensure the areas are free, and continue to be free, of flammable and/or explosive atmospheres and, where appropriate, are not deficient in oxygen.

6.3.3.2 The removal of dangerous cargoes and other flammable substances and objects away from the working and adjacent areas. This includes scale, sludge, sediment and other possible flammable material.

6.3.3.3 Efficient protection of flammable structural members, e.g. beams, wooden walls, floors, doors, wall and ceiling coverings against accidental ignition; and

6.3.3.4 The sealing of open pipes, pipe lead-throughs, valves, joints, gaps and open parts to prevent the transfer of flames, sparks and hot particles from the working areas to adjacent or other areas.


6.3.4 A duplicate of the hot work authorization and safety precautions should be posted adjacent to the work area as well as at each entrance to the work area. The authorization and safety precautions should be readily visible to, and clearly understood by, all persons engaged in the hot work.

6.3.5 While carrying out hot work it is essential that:

6.3.5.1 Checks are carried out to ensure that conditions have not changed: and

6.3.5.2 At least one suitable fire extinguisher, or other suitable fire-extinguishing equipment is readily available for immediate use at the location of the hot work.

6.3.6 During hot work, on completion and for a sufficient time after completion of such work, an effective fire-watch should be maintained in the area of the hot work as well as adjacent areas where a hazard resulting from the transfer of heat may be created.


	<b>Document No</b>	<b>Release Date</b>	<b>Revision No</b>	<b>Revision Date</b>	<b>Sayfa No</b>
		<b>01/01/2023</b>			6-4
	<b>DANGEROUS GOODS HANDLING GUIDE</b>				

6.3.7 Additional valuable guidance on hot work procedures may be found In particular, the International Safety Guide for Oil Tankers and Terminals (ISGOTT 6) and Permission to Work on the facilities and piers in accordance with the Work Permit Procedure are consulted. In accordance with ISGOTT 6 and the Work Permit Procedure, permission is granted for work on the facility and interface.

6.3.8 In addition, Port Facility Occupational Safety Procedures is followed.

As a Dangerous Goods Safety Advisor, I confirm its eligibility

Signature

	<b>Document No</b>	<b>Release Date</b>	<b>Revision No</b>	<b>Revision Date</b>	<b>Sayfa No</b>
		01/01/2023			7-1
	<b>DANGEROUS GOODS HANDLING GUIDE</b>				

## 7 DOCUMENTATION, CONTROL AND RECORD

### 7.1 Procedures regarding to all necessary documents, information and certification relating to dangerous substances and their procurement and control by the relevant persons

7.1.1 The following documents related to hazardous substances are kept up to date.

MARPOL 73/78 International Convention for the Prevention of Pollution from Ships, 1973/78 as amended

S O L A S 74 International Convention for the Safety of Life at Sea, 1974 as amended


ISGOTT International Safety Guide for Oil Tankers and Terminals

7.1.2 The Operational Division for Hazardous Materials handled by our Port

- arriving at the port,
- shipped from the port,
- stored at the port, and
- stored at the port on a temporary basis
- develop all records fully and keep the same for submission upon request regarding any hazardous materials
- the records of hazardous materials are limited to the personnel who need to know the same.

As a Dangerous Goods Safety Advisor, I confirm its eligibility

Signature

	<b>Document No</b>	<b>Release Date</b>	<b>Revision No</b>	<b>Revision Date</b>	<b>Sayfa No</b>
		01/01/2023			7-2
	<b> DANGEROUS GOODS HANDLING GUIDE </b>				

## **7.2 Procedures of keeping a regular and accurate current list of all hazardous substances in the port facility area and other relevant information.**


7.2.1 Records of dangerous cargo handled in our port will be kept by the Operations department to include the following information.

- UN Number,
- PSN name (Proper Shipping Name,
- Class (with lower hazards)
- Marine Pollutant or otherwise
- Receiver,
- Shipper,
- Seal number
- Additional Information (ignition temperature, viscosity, etc.)
- Storage location in the Port Area
- Duration of stay in the Port

7.2.2 This information is recorded on computer or in the file layout so that only authorized personnel can access and presented upon request.

As a Dangerous Goods Safety Advisor, I confirm its eligibility

Signature

	<b>Document No</b>	<b>Release Date</b>	<b>Revision No</b>	<b>Revision Date</b>	<b>Sayfa No</b>
		01/01/2023			7-3
	<b>DANGEROUS GOODS HANDLING GUIDE</b>				

**7.3 Procedures regarding to appropriate identification of hazardous substances delivered to the facility, correct use of shipping names of dangerous cargo, certification, packaging, labeling and declaration, inspection on loading and transport of dangerous cargo in the certified and proper package, container or cargo unit in a safety way and reporting of inspection results.**

7.3.1 Coordinately with the Operation, Planning checks the accuracy of the following information through the dangerous cargo documents delivered to the Port and organized by the Shipper;


- Number,
- PSN name (Proper Shipping Name,
- Class (with lower hazards)
- Marine Pollutant or otherwise,
- Seal number
- Additional Information (ignition temperature, viscosity, etc.)
- Storage location in the Port Area

7.3.2 This information is controlled by Port Facility employee.

As a Dangerous Goods Safety Advisor, I confirm its eligibility

Signature



	<b>Document No</b>	<b>Release Date</b>	<b>Revision No</b>	<b>Revision Date</b>	<b>Sayfa No</b>
		<b>01/01/2023</b>			7-4
	<b> DANGEROUS GOODS HANDLING GUIDE </b>				

#### **7.4 Procedures related to procurement of safety data sheets (SDS).**


7.4.1 According to the Laws of our country as of January 1st, 2014, Dangerous Goods Safety Data Sheet (SDS) with the following information must be present with the dangerous cargo to be transported through all transport modes (by road, rail, air and marine).

- Number,
- PSN name (Proper Shipping Name,) (required for marine transport)
- Class (with lower hazards)
- Packaging Group (Class 3, 9)
- Marine Pollutants or otherwise,
- Tunnel Restriction Code (required for road transport).

7.4.2 It is checked that if this document is available with the Dangerous substance for the all dangerous cargo to be accepted in the port.

As a Dangerous Goods Safety Advisor, I confirm its eligibility

Signature

	<b>Document No</b>	<b>Release Date</b>	<b>Revision No</b>	<b>Revision Date</b>	<b>Sayfa No</b>
		01/01/2023			7-5
	<b> DANGEROUS GOODS HANDLING GUIDE </b>				

## 7.5 Procedures for records and statistics of dangerous cargo.

7.5.1 Administration, it is required that a report including the information of dangerous cargo handled in our Port Facility will be reported to the Port Authority in by 3-month periods. The report sample issued by the Operation Department are shown below.


7.5.2 Statistical evaluation of records of dangerous cargo handled in our port is carried out by our Trade, operation departments.

7.5.3 Monthly inventory and control reports of dangerous cargo stocked in our Port Area is organized by the operation department and submitted to Administration.

7.5.4 Records and reports are archived by department by 5-year periods


As a Dangerous Goods Safety Advisor, I confirm its eligibility

Signature

	<b>Document No</b>	<b>Release Date</b>	<b>Revision No</b>	<b>Revision Date</b>	<b>Sayfa No</b>
		01/01/2023			7-6
	<b> DANGEROUS GOODS HANDLING GUIDE </b>				

## 7.6 Information about the Quality Management System.

ISO 9001 quality management system is available.

	<b>Document No</b>	<b>Release Date</b>	<b>Revision No</b>	<b>Revision Date</b>	<b>Sayfa No</b>
		01/01/2023			8-1
	<b>DANGEROUS GOODS HANDLING GUIDE</b>				

## 8 EMERGENCY SITUATION, EMERGENCY PREPAREDNESS AND RESPONSE

### 8.1 Response procedures for hazardous substances that are dangerous for life, property and/or environment and hazardous situations involving hazardous materials

#### 8.1.1 Decision making.

The choice of protective actions for a given situation depends on a number of factors. For some cases, evacuation may be the best option; in others, sheltering in-place may be the best course. Sometimes, the set locations may be used in combination. In any emergency, officials need to quickly give the public instructions. The public will need continuing information and instructions while being evacuated or sheltered in-place.

Proper evaluation of the factors listed below will determine the effectiveness of evacuation or in-place protection (shelter in-place). The importance of these factors can vary with emergency conditions. In specific emergencies, other factors may need to be identified and considered as well. This list indicates what kind of information may be needed to make the initial decision.

#### The Dangerous Goods

- Degree of health hazard
- Chemical and physical properties
- Amount involved
- Containment/control of release
- Rate of vapor movement

#### The Population Threatened


- Location
- Number of people
- Time available to evacuate or shelter in-place
- Ability to control evacuation or shelter in-place
- Building types and availability
- Special institutions or populations, e.g., nursing homes, hospitals, prisons

#### Weather Conditions

- Effect on vapor and cloud movement
- Potential for change
- Effect on evacuation or shelter in-place

#### 8.1.2 Protective Actions and Response

Protective Actions are those steps taken to preserve the health and safety of emergency responders and the public during an incident involving releases of dangerous cargo and Appendix-5 produced according to specified hazardous substances in the feature act according to the Emergency Response Table.

	<b>Document No</b>	<b>Release Date</b>	<b>Revision No</b>	<b>Revision Date</b>	<b>Sayfa No</b>
		01/01/2023			8-2
	<b> DANGEROUS GOODS HANDLING GUIDE </b>				

Isolate Hazard Area and Deny Entry means to keep everybody away from the area if they are not directly involved in emergency response operations. Unprotected emergency responders should not be allowed to enter the isolation zone.

### 8.1.3 Evacuate

Evacuate means to move all people from a threatened area to a safer place. To perform an evacuation, there must be enough time for people to be warned, to get ready, and to leave an area. If there is enough time, evacuation is the best protective action.

Begin evacuating people near by and those outdoors in direct view of the scene. When additional help arrives, expand the area to be evacuated downwind and crosswind to at least the extent recommended in measures specified in the Emergency Response Table referred to in Annex-5. Even after people move to the distances recommended, they may not be completely safe from harm.

They should not be permitted to congregat at such distances. Send evacuees to a definite place, by a specific route, far enough away so they will not have to be moved again if the wind shifts.

In the case of an emergency, the areas to which the persons are to be assembled in the Terminal are identified and marked as "Emergency Assemble Points".

### 8.1.4 Shelter In-Place

Shelter In-Place means people should seek shelter inside a building and remain inside until the danger passes. Sheltering in-place is used when evacuating the public would cause greater risk than staying where they are, or when an evacuation cannot be performed. Direct the people inside to close all doors and windows and to shut off all ventilating, heating and cooling systems.

In-place protection (shelter in-place) may not be the best option if


- the vapors are flammable;
- if it will take along time for the gas to clear the area; or
- if buildings cannot be closed tightly.

It is vital to maintain communications with competent persons inside the building so that they are advised about changing conditions. Persons protected-in-place should be warned to stay far from windows because of the danger from glass and projected metal fragments in a fire and/or explosion.

Every dangerous cargo incident is different. Each will have special problems and concerns. Action to protect the public must be selected carefully.

As a Dangerous Goods Safety Advisor, I confirm its eligibility

Signature


	<b>Document No</b>	<b>Release Date</b>	<b>Revision No</b>	<b>Revision Date</b>	<b>Sayfa No</b>
		01/01/2023			8-3
	<b>DANGEROUS GOODS HANDLING GUIDE</b>				

## 8.2 Information on resource, capability and capacity of the port facilities regarding to respond to emergencies.

8.2.1 The facility features an approved fire plan. Firefighting teams are created for each shift. Demonstrations and exercises, either scheduled or unscheduled, are provided for training purposes within the scope of various scenarios at indefinite times. The firefighting equipment stipulated by the approved plan are made available fully and maintenance, inspection and test activities shall be conducted for the same.

8.2.2 The facility has an approved action plan against Environmental and Marine Pollution. For each shift, pollution-fighting teams are created. Demonstrations and exercises shall be provided twice a year within the scope of a scheduled scenario, and the reports and records of the same shall be kept. The equipment relating to Environmental and Marine Pollution shall be stored at the facility with counting and inspections in place. Additionally, the facility have a protocol for materials stored in the area to ensure support in case of circumstances with inadequate means.

8.2.3 The response teams are appointed against the spillage of hazardous materials in line with this guideline and pursuant to IMDG Code.

	<b>Document No</b>	<b>Release Date</b>	<b>Revision No</b>	<b>Revision Date</b>	<b>Sayfa No</b>
		<b>01/01/2023</b>			8-4
	<b> DANGEROUS GOODS HANDLING GUIDE </b>				


### **8.3 Regulations related to the the first aid for accidents involving dangerous substances**

The "Medical First Aid Guide (MFAG)" in the IMDG Code appendix and Emergency Plans (EmS) in the IMDG Code appendix are used for emergency situations involving dangerous cargoes.

The procedure for how to use it is contained in Annexure-1.1 to the Contingency Plan.

As a Dangerous Goods Safety Advisor, I confirm its eligibility

Signature

	<b>Document No</b>	<b>Release Date</b>	<b>Revision No</b>	<b>Revision Date</b>	<b>Sayfa No</b>
		01/01/2023			8-5
	<b>DANGEROUS GOODS HANDLING GUIDE</b>				

#### 8.4 Onsite and offsite Notifications required to be made in case of emergency


The procedure for how it will be used is contained in Supp.1 Article 12 of the Emergency Plan.

- a) Time of accident occurrence,
- b) How the accident occurs and its reason, if known,
- c) Place where the accident occurs (onshore facility and/or vessel) and its position and impact area,
- ç) Details of vessels involved in the accident, if any (name, flag, IMO no, owner, operator, cargo and its content, full name of the captain and similar details),
- d) Meteorological conditions,
- e) UN number of hazardous material and description of proper handling (the legislation provided in the description of hazardous materials shall apply) and quantity,
- f) Hazard class and sub-hazard class, if any, of hazardous materials,
- g) Packaging group of hazardous materials,
- ğ) Additional risks posed by hazardous materials, if any, such as marine pollutant,
- h) Marking and labelling details of hazardous materials,
- ı) Properties and number of packing, cargo handling unit and container by which hazardous materials are carried, if any,
- i) Manufacturer, shipper, transporter and recipient of hazardous materials,
- j) Extent of resulting damage/pollution,
- k) Number of casualties, injuries and loss, if any,
- l) Emergency response practices performed at the onshore facility regarding the accident.

As a Dangerous Goods Safety Advisor, I confirm its eligibility

Signature



	<b>Document No</b>	<b>Release Date</b>	<b>Revision No</b>	<b>Revision Date</b>	<b>Sayfa No</b>
		01/01/2023			8-6
	<b>DANGEROUS GOODS HANDLING GUIDE</b>				


### 8.5 The procedures for reporting accidents.

Dangerous cargo accidents will definitely be reported to the Port Authority and related institutions. The report form will completely contain the following information about the accident which formed in ANNEX-11.16.

- a) Time of accident occurrence,
- b) How the accident occurs and its reason, if known,
- c) Place where the accident occurs (onshore facility and/or vessel) and its position and impact area,
- ç) Details of vessels involved in the accident, if any (name, flag, IMO no, owner, operator, cargo and its content, full name of the captain and similar details),
- d) Meteorological conditions,
- e) UN number of hazardous material and description of proper handling (the legislation provided in the description of hazardous materials shall apply) and quantity,
- f) Hazard class and sub-hazard class, if any, of hazardous materials,
- g) Packaging group of hazardous materials,
- ğ) Additional risks posed by hazardous materials, if any, such as marine pollutant,
- h) Marking and labelling details of hazardous materials,
- ı) Properties and number of packing, cargo handling unit and container by which hazardous materials are carried, if any,
- i) Manufacturer, shipper, transporter and recipient of hazardous materials,
- j) Extent of resulting damage/pollution,
- k) Number of casualties, injuries and loss, if any,
- l) Emergency response practices performed at the onshore facility regarding the accident.

As a Dangerous Goods Safety Advisor, I confirm its eligibility

Signature

	<b>Document No</b>	<b>Release Date</b>	<b>Revision No</b>	<b>Revision Date</b>	<b>Sayfa No</b>
		<b>01/01/2023</b>			8-7
	<b>DANGEROUS GOODS HANDLING GUIDE</b>				

## **8.6 Coordination, support and cooperation method with authorities.**


8.6.1 All accidents related to hazardous materials will primarily be coordinated with Port Authority. Aid units of city / County Fire Department, DEMP and adjacent facilities will provide support and cooperation by informing the Port Authority.

8.6.2 In case of any signs of explosion, fire or emergency noticed at an adjacent facility;

- Measures shall be tightened at the facility in the first place,
- Teams shall be caused to get prepared for providing with the adjacent facility with assistance


8.6.3 Assistance and support teams shall be assigned for responding to any event in consideration of the urgency of situation and the severity of hazard, if there is no possibility to request help or time.

8.6.4 Preparations shall be in place for measures such as unloading and reduction of loads and removal of the vessel to anchorage site in case of any interface vessel in consideration of class, quantity and hazard risk of loads available at hazardous cargo site and on site.

	<b>Document No</b>	<b>Release Date</b>	<b>Revision No</b>	<b>Revision Date</b>	<b>Sayfa No</b>
		01/01/2023			8-8
	<b> DANGEROUS GOODS HANDLING GUIDE </b>				

## **8.7 Emergency evacuation plan for the evacuation of the ship and vessels from the port facility in case of emergency**

It is as in the "Ship Emergency Evacuation Plan" submitted to the Port Authority.

	<b>Document No</b>	<b>Release Date</b>	<b>Revision No</b>	<b>Revision Date</b>	<b>Sayfa No</b>
		01/01/2023			8-9
	<b> DANGEROUS GOODS HANDLING GUIDE </b>				

## **8.8 Procedures for handling and disposal of the damaged dangerous cargo and wastes contaminated with dangerous cargo.**

### **8.8.1 Waste Collecting and Handling**

8.8.1.1 Consequential waste are collected to waste bins taxonomically and handled to be stored properly. Waste occurred as a result of the maintenance process are handled in that scope.

8.8.1.2 Additional waste classes, if available, are provided to be integrated into the current waste classes.

### **8.8.2 Waste disposal**

8.8.2.1 According to the hazardous or non-hazardous properties, the waste collected are isolated from the facility by selling them or using contracted organizations which are in conformity with legal recycling/disposal methods.

8.8.2.2 Opportunities of all contractors and carriers within the body of waste management in terms of appropriate methods of waste handling and/or disposal are examined.

8.8.2.3 In case of any contracting service received for handling, selling and/or disposal of the waste, those contracting companies are observed whether they fulfill their legal liabilities or perform recycling or disposal without damaging the environment.

8.8.2.4 It is an obligation to keep all the records concerning waste disposal.


### **8.8.3 Contaminated Packages;**

8.8.3.1 These wastes are empty barrels. If occurred, should be left to the contaminated package area in the dump site and Environmental Consulting Firm and Environmental Management System Supervisor contact with contracted and licensed company to send those contaminated packages through filling up the MoTAT (Mobile Waste Tracking System) within the time specified in the laws and regulation. Relevant documents of MoTAT and other documents are stored in environment folder.

8.8.3.2 Contaminated Waste; are used gloves, waste cottons and work uniforms. When occurred, should be collected at the waste barrel which is located at the exit of the production-warehouse department and then moved to the waste area. Within the time specified in the laws and regulation, Environmental Consulting Firm and Environmental Management System Supervisor contact with contracted and licensed company to send those contaminated packages through filling up the MoTAT. Relevant documents of MoTAT and other documents are stored in environment folder.

As a Dangerous Goods Safety Advisor, I confirm its eligibility

Signature

	<b>Document No</b>	<b>Release Date</b>	<b>Revision No</b>	<b>Revision Date</b>	<b>Sayfa No</b>
		<b>01/01/2023</b>			8-10
	<b>DANGEROUS GOODS HANDLING GUIDE</b>				

## 8.9 Emergency drills and their records.

### 8.9.1 Implementation of Practices;

Emergency organization personnel should get various trainings to get ready for their duties with the purpose of providing against emergencies within the facility. If necessary, such trainings must be organized through specialized agencies. In that scope, relevant personnel have received trainings on IMDG CODE regarding Hazardous cargos and have been certified. Practices, which shall be performed in an effort to examine the efficiency of Emergency Plans and be prepared for facts, have to be planned in a way that they will be performed considering the worst scenario likelihood within the facility.

### 8.9.2 Practice Scenarios;

Planning practices needs two anticipations one of which is a single incident that the port experience and the other is the worst scenario with the combination of these single incidents. In accordance with the scenarios prepared, practices are ensured to be performed in the fastest and most efficient way possible.

### 8.9.3 Emergency Practices which will be performed within the facility;

8.9.3.1 Have to be indicated within annual training plans.

8.9.3.2 May be planned as local or general responses,


8.9.3.3 Safety, Spillage, etc. may be combined in practice scenarios,

8.9.3.4 Practices can be performed with or without notices.

8.9.3.5 Practices are based upon different emergency scenarios.

8.9.3.6 A practice may be actually performed as it can be negotiated as a desk work or a seminary,

8.9.3.7 Each practice is prepared with scenarios of different hours, days, seasons and incidents.


	<b>Document No</b>	<b>Release Date</b>	<b>Revision No</b>	<b>Revision Date</b>	<b>Sayfa No</b>
		<b>01/01/2023</b>			8-11
	<b>DANGEROUS GOODS HANDLING GUIDE</b>				

## **8.10 Information on fire protection systems.**

8.10.1 Emergency and fire equipment is given as follows:

Fire hydrants, Fire extinguishers, Fire cabinets and Fire hoses, On-site fire alarm detectors, Electrical and diesel fire pumps


The fire inventory is as in the Contingency Plan.

	<b>Document No</b>	<b>Release Date</b>	<b>Revision No</b>	<b>Revision Date</b>	<b>Sayfa No</b>
		01/01/2023			8-12
	<b> DANGEROUS GOODS HANDLING GUIDE </b>				

### 8.11 Procedures for approval, inspection, testing, maintenance and availability of the fire protection system.

For the approval of fire protection systems, inspection, maintenance and use the following documents are acted upon.

Document Code	Folder of the document	Document Name
<a href="#">OPET.FR.0657</a>	016.3 FORM	FIRE BUTTON CONTROL DIAGRAM
<a href="#">OPET.FR.0658</a>	016.3 FORM	FIRE CABINET AND FIRE HYDRAULIC CONTROL CHART
<a href="#">OPET.FR.0661</a>	016.3 FORM	CONTROL DIAGRAM OF FIRE DRESS CABINETS
<a href="#">OPET.FR.0663</a>	016.3 FORM	FIRE EXTINGUISHER CONTROL SCHEME FORM
<a href="#">OPET.FR.0665</a>	016.3 FORM	FIRE ROLLER CONTROL FORM
<a href="#">OPET.FR.0666</a>	016.3 FORM	FIRE PUMP CONTROL FORM
<a href="#">OPET.FR.0695</a>	016.3 FORM	CABINET FIRE EQUIPMENT CONTROL FORM
<a href="#">OPET.TA.533</a>	016.2 INSTRUCTIONS	FIRE DETECTION - WARNING SYSTEMS AND INSTRUCTIONS FOR MAINTENANCE AND CONTROL OF FIRE MATERIALS, EQUIPMENT

	<b>Document No</b>	<b>Release Date</b>	<b>Revision No</b>	<b>Revision Date</b>	<b>Sayfa No</b>
		01/01/2023			8-13
	<b>DANGEROUS GOODS HANDLING GUIDE</b>				

## 8.12 The measures to be taken in case of failure on fire protection systems.

8.12.1 The facility is a system with established alternative competency which backs up firefighting equipment.


8.12.2 The support of adjacent facilities, Fire departments and AFAD (Disaster and Emergency Management Directorate) shall be sought in cases where the facility's own firefighting equipment is inadequate or out of service.

8.12.3 Other hazardous and combustible materials / vehicles, which are likely to be affected from fire, shall be removed away from the area, if possible.


8.12.4 A necessity may arise to determine under which conditions assistance and support are provided and their scope.

8.12.5 The capabilities of towing boats or marine vehicles featuring marine fire extinguishing system available in the area should be taken into consideration.



	<b>Document No</b>	<b>Release Date</b>	<b>Revision No</b>	<b>Revision Date</b>	<b>Sayfa No</b>
		01/01/2023			8-14
	<b> DANGEROUS GOODS HANDLING GUIDE </b>				

### 8.13 Other risk control equipment.


	Document No	Release Date	Revision No	Revision Date	Sayfa No
		01/01/2023			9-1
	<b> DANGEROUS GOODS HANDLING GUIDE </b>				

## 9 SAFETY AND HEALTH AT WORK MEASURES

### 9.1 Occupational health and safety measures.

It is operated according to the document specified in the following form.


Document Code	Folder of the document	Document Name
<a href="#">OPET.PR.063</a>	016.10 PROCEDURES	OCCUPATIONAL HEALTH AND SAFETY PROCEDURE

	<b>Document No</b>	<b>Release Date</b>	<b>Revision No</b>	<b>Revision Date</b>	<b>Sayfa No</b>
		01/01/2023			9-2
	<b>DANGEROUS GOODS HANDLING GUIDE</b>				

## 9.2 Information about the personal protective clothes and procedures to use them


It is operated according to the document specified in the following form.

Document Code	Folder of the document	Document Name
OPET.PR.021	016.10 PROCEDURES	PERSONAL PROTECTIVE EQUIPMENT REQUIREMENTS PROCEDURE

	<b>Document No</b>	<b>Release Date</b>	<b>Revision No</b>	<b>Revision Date</b>	<b>Sayfa No</b>
		01/01/2023			9-3
	<b> DANGEROUS GOODS HANDLING GUIDE </b>				

### 9.3 Closed area entry permit measures and procedures.


While the ship is connected to the port, it is not allowed to work on the ship in a closed area.

	<b>Document No</b>	<b>Release Date</b>	<b>Revision No</b>	<b>Revision Date</b>	<b>Sayfa No</b>
		01/01/2023			10-1
	<b> DANGEROUS GOODS HANDLING GUIDE </b>				

## 10 OTHER POINT

### 10.1 10.1 Validity of the Hazardous Substances Compliance Certificate.


Validity of the Port Facility Dangerous Goods Conformity Certificate is 14.04.2025

	<b>Document No</b>	<b>Release Date</b>	<b>Revision No</b>	<b>Revision Date</b>	<b>Sayfa No</b>
		01/01/2023			10-2
	<b> DANGEROUS GOODS HANDLING GUIDE </b>				

## 10.2 Responsibilities of the Dangerous Goods Safety Consultant

The duties and obligations of the Dangerous Goods Safety Advisor (DGSA) responsible for assisting the operation in order to safely carry out the operations related to dangerous substances without causing harm to human health, other living beings and the environment are defined below.


- a) To monitor compliance with the provisions of the international agreement and contract (ADR / IMDG Code) and relevant legislation in the transport of dangerous cargo.
- b) To submit recommendations to the enterprise for the transport of dangerous substances according to the provisions of ADR / IMDG Code.
- c) According to the annual report relating to the carriage of Property of hazardous substances into a format that the Administration determine As of the end of the first to prepare within three months and claimed when [www.turkiye.gov.tr](http://www.turkiye.gov.tr) address where he served on-site to send to the Administration through DGSA operating and consultancy services provided to enterprises offer.
- d) Determining the dangerous cargo to be transported and determining the compliance procedures with the requirements in the ADR/IMDG Code regarding this substance.
- e) Provide guidance on the purchase of transport vehicles which will be used for the transportation of dangerous cargo.
- f) Identify procedures for the control of equipment used in the carriage, loading and unloading of dangerous substances.
- g) Ensure that the employees of the enterprise, including national and international legislation and amendments there to, receive appropriate training and records of this training.
- h) Determine the emergency procedures to be applied in case an incident occurs which will affect an accident or safety during the transportation, loading or unloading of dangerous cargo, to ensure that the exercises are carried out periodically and records are kept.
- i) Take measures to prevent the occurrence of accidents or serious violations.
- j) Ensure that the special conditions stipulated by the legislation on the carriage of dangerous substances in the selection and operation of subcontractors or third parties are taken into account.
- k) In the carriage, filling or unloading of dangerous cargo to ensure that employees have information about operational procedures and instructions.
- l) Take measures to increase the awareness of the personnel concerned in order to be prepared for the possible risks in the transportation, loading or unloading of dangerous cargo.
- m) Establish instructions for keeping the documents and safety equipment that must be in the vehicle during the transportation according to the class of the dangerous substance.
- n) Ensure the implementation of the plan by preparing the operational safety plan specified in ADR Section 1.10.3.2.

	<b>Document No</b>	<b>Release Date</b>	<b>Revision No</b>	<b>Revision Date</b>	<b>Sayfa No</b>
		<b>01/01/2023</b>			10-3
	<b>DANGEROUS GOODS HANDLING GUIDE</b>				

o) Record all kinds of activities, including training, inspection and control, regarding the activities, by stating the date and time, to keep these records for 5 years and to submit them to the service provided to DGSA Operating and to the consultancy service to be submitted to the Administration if requested.

p) In case of a danger in the company in which the consultancy service is in question, to stop the work until the danger is resolved, to start the work with his / her approval in the case that the danger is eliminated, and to work in all stages of the process until the danger is resolved, and notifying the competent authorities in writing.

r) In accordance with the ADR / IMDG Code provisions of the load loaded on the transport vehicle; (b) to create procedures for work and operations related to packaging, labeling, marking and loading. DGSA who is responsible for the operation; transport, loading or unloading a boiler that occurs during the damage to the environment, property and environment; collects information on the accident and prepares an accident report for the DGSA Operating and the management of the company. This report was prepared by DGSA, sent out by the company or the Administration to address [www.turkiye.gov.tr](http://www.turkiye.gov.tr) DGSA Operating within a month. This report does not replace the report required to be written by the company's management under international or national legislation.

	<b>Document No</b>	<b>Release Date</b>	<b>Revision No</b>	<b>Revision Date</b>	<b>Sayfa No</b>
		01/01/2023			10-4
	<b>DANGEROUS GOODS HANDLING GUIDE</b>				

### **10.3 Matters for carriers of the hazardous substances arriving/leaving port facility by land (matters on required documents that must be available in the road vehicle at the entrance/exit of port or port facility area, equipment and tools required for this vehicles, speed limits in the port area etc.).**

Additives (bioethanol, biodiesel and performance additives) arrive by road in the facility part of the terminal.


#### 10.3.1 Necessary certificates

- Dangerous Cargo Declaration, Dangerous Goods Transport freight bill, Multi-Mode Dangerous Cargo Form, Dangerous Cargo Manifest, Packaging and Container/Vehicle Loading Certificate
- Safety Data Sheet,
- Transport document showing exemption for transports within the scope of ADR/RID/IMDG Code 3.4 and 3.5, transport document showing exemption for transports within the scope of ADR 1.1.3.6,
- In transports within the scope of ADR
- Valid and suitable for transportation SRC 5 certificate, ADR written instruction, Vehicle Conformity Certificate suitable for transportation and valid, Transport document

#### 10.3.2 Speed Limit in Port Facility

Speed limit in our port facility is 20 km.



	<b>Document No</b>	<b>Release Date</b>	<b>Revision No</b>	<b>Revision Date</b>	<b>Sayfa No</b>
		01/01/2023			10-5
	<b>DANGEROUS GOODS HANDLING GUIDE</b>				

## **10.4 Matters for carriers of the hazardous substances arriving/leaving port facility by sea (matters on day/night signals to be shown by ships carrying dangerous cargo and vessels, cold and hot work procedures in ships and so on.)**

### **10.4.1 Arrival by Sea**

10.4.1.1 Dangerous Liquid Bulk Cargo:

10.4.1.1.1 Name and IMO number of ship, agency and estimated time of arrival (ETA), 24 hours at the latest from arrival normally.

10.4.1.1.2 The shore facility is notified by the agent A list showing product name of hazardous cargos and other information necessitated with related IMO Code

10.4.1.1.3 A valid International Conformity Certificate for Bulk Transport of Hazardous Chemicals or a valid Conformity Certificate for Transport of Bulk Hazardous Chemical, whichever is appropriate, International Pollution Prevention Certificate for Liquid Bulk Substances hazardous for Health (NLS Certificate) and/or International Fuel Pollution Prevention Certificate should be made available for cargo;

10.4.1.1.4 Hazardous cargos to be left in ship should be indicated in a way to refer the numbers in list;

10.4.1.1.5 Any known defects that could affect the safety of the ship or the port area is reported.

10.4.1.1.6 Additional information that can be submitted to the port administration before dangerous cargo are brought to or removed from the port area are specified in ISPS Code Part B.

### **10.4.2 Departure by Sea**


10.4.2.1 Liquid dangerous bulk cargos

10.4.2.1.1 name of ship and IMO number of ship, agency and estimated time of departure (ETD) as necessitated by regulatory boards shall be notified to the Port Authority by the agent


10.4.2.1.2 a list showing product name of hazardous bulk cargos and other information necessitated by related IMO Code shall be notified to the Port Authority by the agent

10.4.2.1.3 A valid International Conformity Certificate for Bulk Transport of Hazardous Chemicals or a valid Conformity Certificate for Transport of Bulk Hazardous Chemical, whichever is appropriate, International Pollution Prevention Certificate for Liquid Bulk Substances hazardous for Health (NLS Certificate) and/or International Fuel Pollution Prevention Certificate should be made available for cargo;

10.4.2.1.4 Stowed on board of dangerous cargo should be replaced or planed on board.

	<b>Document No</b>	<b>Release Date</b>	<b>Revision No</b>	<b>Revision Date</b>	<b>Sayfa No</b>
		01/01/2023			10-6
	<b> DANGEROUS GOODS HANDLING GUIDE </b>				

**10.5 Additional points will be added by the port facility.**


	<b>Document No</b>	<b>Release Date</b>	<b>Revision No</b>	<b>Revision Date</b>	<b>Sayfa No</b>
		01/01/2023			10-7
	<b>DANGEROUS GOODS HANDLING GUIDE</b>				

## 10.6 Accident Prevention Policy

We are aware of that the operations realized in our port have the potential that will lead to accidents inherently. However, we believe all accidents may be prevented. Therefore, we undertake to manage operation ideally to protect subcontractors, visitors, neighbors and environment at the highest level through preventing accidents. With the aim of preventing accidents and mitigate the effects in the direction of Quality Management Systems, we will apply the policies about


- Taking high level security measures for human and environment around Port facility and procuring all resources for this purpose,
- Making the risk evaluation based on quantitative analysis related to ordinary and extraordinary operation and keeping these evaluations updated continuously with the purpose of determining and assessing accidents
- Having performed the arrangements covering maintenance, repair and temporary stopping related to detected risks and preparation of requisite procedures
- Following technological development and providing support required for continuous improving of security measures in facilities with the aim of preventing accidents and mitigate the effects
- making necessary arrangements required for design of new facility, process along with planned changes and having performed risk evaluations absolutely before realization and assessing acceptability
- Determining emergencies that will be detected before with systematic analysis, preparing emergency plans for these emergencies and reviewing with drills following realization of audit regularly
- Tracking performance of system within the framework of procedures to evaluate conformity to the targets identified with Quality Management Systems, in case of failing to provide conformity, searching corrective activities
- Evaluating efficiency and conformity of Quality Management Systems periodically and systematically, documentation, certification, performing review by us as top management and giving support for continuous improvement of Quality Management Systems
- Employing the personnel who have knowledge, education and experience convenient for the positions that will affect safety and security of operational job process within organization,
- Ensuring that our employees in charge develop themselves constantly by means of giving trainings,
- Adhering to national and international law, regulation, bylaws and standards
- Ensuring health and securities of employees, contractors, visitors and neighbors and protection of environment whereby preventing accidents and eliminating the effects systematically through taking necessary measures and searching potential incompatibilities with policy

**AS MANAGEMENT AND ALL EMPLOYEES.**

	<b>Document No</b>	<b>Release Date</b>	<b>Revision No</b>	<b>Revision Date</b>	<b>Sayfa No</b>
		<b>01/01/2023</b>			10-8
	<b>DANGEROUS GOODS HANDLING GUIDE</b>				

## 10.7 Hot Work Procedure

1. No permit is given for the hot works to be done aboard ship. However, in necessary cases, after taking permits in the direction of legal legislations by ship agency, it will be realized under the control of port facility.
2. Before starting to hot works and procedures while dangerous cargo handling and at dangerous cargo areas in our port facility, written permit regarding applicability of hot works in question is taken from port authority. With abovementioned permit, the place where hot work and procedures will be performed and related details and additionally safety measures to be applied will be specified on Hot work form.
3. Hot Work Form covers the following.
  - a) With the aim of being sure about that the areas on which work is to be done is no burning and/or explosive environment and insufficient in terms of ventilation and oxygen, auditing frequently the area and adjacent areas where work is to be carried out including the tests applied by accredited testing organizations,
  - b) Removing hazardous cargos and other combustible materials from working area and adjacent areas (lime, sludge, residue and other combustible materials are included in the substances to be removed from the area in question)
  - c) Protecting efficiently against accidental ignition of combustible building materials (i.e., girders, wooden partitions, floors, doors, wall and ceiling coatings)
  - ç) Sealing and ensuring impermeability of open pipes, pipe transitions, valves, joints, gapes and open parts with the purpose of preventing spreading of flame, spark and hot particles from working areas to adjacent areas or other areas
4. Warrant of the hot work to be done and a plate on which the safety measures to be taken are written will be hanged in working area and entrances of all working area. Warrant and safety measures should be visible easily and will be understandable clearly by everyone who will conduct hot works.
5. While doing hot works, attention should be paid to the following matters:
  - a) Controls are carried out with the aim of confirming that no current condition has changed in working environment.
  - b) While hot works are performed, at least one fire tube or other fire extinguishing equipment is made ready , so as to be used instantly with their all apparatus in a venue to be reached easily.
6. In the course of hot work and procedures, when the works in question are completed and during enough time following completion, efficient fire control shall be made in the area on which hot work is conducted and the adjacent areas where hazard will emerge owing to heat transfer.
7. Necessity of applying for the document titled "International Safety Guide for Oil Tankers and Terminals (ISGOTT) "particularly for additional more detailed information and procedures pertaining to hot works and procedures will be taken into consideration every time.
8. Opet Work Permit Form (OPET.FR.0276 OPET Work Permit Form) is used the permit process from the Port Authority. After the permit is granted, the OPET Hot Work Certificate Form (OPET.FR.0280 Hot Work Certificate Form) is applied for the duration of the work and after the work is finished. Permission is not required from the Port Authority for hot work in the terminal area.

	<b>Document No</b>	<b>Release Date</b>	<b>Revision No</b>	<b>Revision Date</b>	<b>Sayfa No</b>
		01/01/2023			10-9
	<b> DANGEROUS GOODS HANDLING GUIDE </b>				

## 10.8 Responsibilities of Personnel in Operation

### 10.8.1 Operation Officer

10.8.1.1 Acts according to the checklists

10.8.1. A coordination meeting will be held at least 1 day before the acceptance of dangerous cargoes to the port facility and this meeting will be attended by the Supply Directorate, Terminal Directorate, Terminal, Corporate HSE-C Directorate, TMGD and other interested parties.

10.8.1.3 If a decision is taken at the meeting in favor of accepting the dangerous cargo, management, operation, storage, safety and emergency response departments shall be notified and the necessary preparations and acceptance process will be commenced.

10.8.1.4 If it is required to notify the Port authority, the situation shall be notified

to the Port authority in writing by specifying the reasons.

10.8.1.5 Number of equipment's and cranes, teams and shifts to be used shall be specified at this meeting.

10.8.1.6 Organize the work order with the 2nd Cap.

10.8.1.7 Ensure that the cargo handling is made according to the approved cargo plan With the Planning Specialist

10.8.1.8 Every person engaged in the handling of dangerous cargoes exercises reasonable care to avoid damage to cargo transport units.

10.8.1.9 Whilst dangerous cargoes are being handled, precautions are taken to prevent unauthorized access to handling areas.

10.8.1.10 If there is any loss of containment of dangerous cargo, every practical step is taken to minimize risks to persons and adverse effects to the environment.

### 10.8.2 Shift Supervisor

10.8.2.1 Acts according to the checklists

10.8.2.2 The personnel equipped with the necessary protective equipment check before the operation.


10.8.2.3 The shift superintendent will be responsible from controlling the work security, control of equipment's, entry and exit of outsiders, safe handling of the cargo, environmental cleaning and duly performance of these works.

10.8.2.4 Organize the work order with the 2nd Cap.

10.8.2.5 Ensure that the cargo handling is made according to the approved cargo plan.

10.8.2.6 Performs the necessary separation according to the classes of dangerous loads.

10.8.2.7 Every person engaged in the handling of dangerous cargoes exercises reasonable care to avoid damage to cargo transport units.

	<b>Document No</b>	<b>Release Date</b>	<b>Revision No</b>	<b>Revision Date</b>	<b>Sayfa No</b>
		01/01/2023			10-10
	<b>DANGEROUS GOODS HANDLING GUIDE</b>				


10.8.2.8 Dangerous cargoes are being handled, precautions are taken to prevent unauthorized access to handling areas.

10.8.2.9 If there is any loss of containment of dangerous cargo, every practical step is taken to minimize risks to persons and adverse effects to the environment.


### 10.8.3 Safe Handling of Dangerous Goods Operation Procedure Checklist

#### GENERAL

S.NO	Action	PORT OP. SUPV.	PORT OP.
<b>ACCEPTANCE CARGO</b>			
1.	A coordination meeting will be held at least 1 day prior to the acceptance of dangerous cargoes to the port facility	X	X
2.	The MSDS form about load is provided.	X	X
3.	The Certificate of Conformity for the ship carrying the dangerous cargoes will be checked.	X	X
4.	Approved cargo handling / evacuation plan requested.	X	X
5.	The dangerous cargo (es) to be accepted to the port: 1. Risk arising from dangerous cargo 2. Interaction with dangerous cargoes existing at the port facility, 3. Interaction with cargoes planned to be accepted to the port facility in the near future, 4. Conditions for stowage 5. Conditions for segregation 6. Requirement of materials and equipment with respect to emergency response 7. Sufficiency of emergency response equipments 8. Interaction with the neighboring area (s) The issues mentioned herein above will be discussed within the scope of current IMDG CODE documents and a management decision for accepting/rejecting will be taken.	X	X
6.	If a decision is taken at the meeting in favor of accepting the dangerous cargo, management, operation, storage, safety and emergency response departments shall be notified and the necessary preparations and acceptance process will be commenced.	X	X
7.	Number of equipments and cranes, teams and shifts shall be specified.	X	X
8.	The personnel who will work in the operation will be provided with information as regards the risks of the cargo and they will be equipped with the necessary protective outfit.	X	X
9.	Required warnings, warning signs are provided around the area being handled.	X	X
P.S.: In standard handled loads, meeting is optional. Previous meeting resolutions may apply.			

	<b>Document No</b>	<b>Release Date</b>	<b>Revision No</b>	<b>Revision Date</b>	<b>Sayfa No</b>
		01/01/2023			10-11
	<b>DANGEROUS GOODS HANDLING GUIDE</b>				

S.NO	Action	PORT OP. SUPV.	PORT OP.
<b>HANDLING</b>			
10.	Unloading equipment and appropriate pipe selection are made by the person responsible with operations. ISGOTT 6 Ship/Port Safety Control List is undersigned mutually. A communication network is built between the ship and the port facility.	X	X
11.	Employees wait beside the flexible hoses which will be connected to the ship. They work in cooperation with the ship personnel for the connection of liquid cargo to entry/exit manifolds of the ship.	X	X
12.	Appropriate pressure adjustment is made to the ship. Overflow of tankers is avoided, and the ship personnel are provided with required information and the line is cut under dangerous situations	X	X
13.	It is checked that the communication equipment used in the operation area is ex proof.	X	X
14.	Flexible hoses used in loading or unloading of liquid bulk dangerous cargoes should have a certificate specifying the approval of type as well as pipe type, maximum working pressure of the pipe and production month and year of the pipe.	X	X
15.	Adequate number of electrical insulation flanges for the flexible hoses and loading arms used in loading or unloading operations of liquid bulk dangerous cargoes.	X	X
16.	The master of a ship and berth operator should before liquid bulk dangerous cargoes are pumped into or out of a ship from or into a shore installation agree in writing on the handling procedures including the maximum loading or unloading rates taking into account and undersigned mutually. 1. The arrangement, capacity and maximum allowable pressure of the ship's cargo lines and the shore pipelines. 2. The arrangement and capacity of the vapor venting system. 3. The possible pressures increase due to emergency shut-down procedures. 4. The possible accumulation of electrostatic charge; and 5. he presence of responsible persons during startup operations on board ship and ashore	X	X
17.	Agree in writing the action to be taken and the signals to be used in the event of an emergency during handling operations	X	X
18.	Effective communication between the ship and the shore installations is maintained throughout the handling operations	X	X

	<b>Document No</b>	<b>Release Date</b>	<b>Revision No</b>	<b>Revision Date</b>	<b>Sayfa No</b>
		01/01/2023			10-12
	<b>DANGEROUS GOODS HANDLING GUIDE</b>				

S.NO	Action	PORT OP. SUPV.	
<b>PORT OPERATION SUPERVISOR</b>			
19.	He will take adequate precautions are taken to prevent a short-circuit of the insulating section	X	
20.	He will inspect and test the insulating and earthing systems at appropriate intervals to ensure their effectiveness.	X	
21.	He will ensure that any other metallic connections between the berth and the ship are protected or arranged so as to ensure that there is no possibility of incentive sparking where a flammable atmosphere may be present.	X	
22.	He will take actions in accordance with appropriate checklists in the International Safety Guide for Oil Tankers and Terminals (ISGOTT)	X	
23.	He should ensure that the master of a ship is notified of any conditions which may require precautions to be taken for avoidance of sources of ignition on the ship such as galley stoves or cooking appliances with non-immersed elements.	X	
24.	The vessel will ensure that all safety precautions are in place, including manifold connections and sealing of flexible hoses with a blind flange.	X	

Notification


I have read and understood my duties above.

**PORT OPERATIONS SUPERVISOR**      **PORT OPERATORS**

**PORT OPERATORS**

NAME SURNAME	DATE	SIGN



	Document No	Release Date	Revision No	Revision Date	Sayfa No
		01/01/2023			14-1
	<b> DANGEROUS GOODS HANDLING GUIDE </b>				

## **11 SUPPLEMENTS:**

- 11.1 General site plan of the port facility**
- 11.2 Photos of the general appearance of the port resort**
- 11.3 Emergency Contact Points and Contact Information**
- 11.4 General Layout Plan of Areas Where Dangerous Goods Are Handled**
- 11.5 Fire Plan of Hazardous Cargo Handling Areas**
- 11.6 General Fire Plan of the Facility**
- 11.7 Contingency Plan**
- 11.8 Plan of Emergency Meeting Places**
- 11.9 Emergency Management Scheme**
- 11.10 Dangerous Goods Handbook**
- 11.11 Leak areas and equipment for CTU and Packages, input/output drawings**
- 11.12 Inventory of Port Service Vessels**
- 11.13 Maritime coordinates of Port Authority administrative boundaries, moorings and guide captain landing/boarding points**
- 11.14 Emergency response equipment against marine pollution in the port facility**
- 11.15 Personal protective equipment (PPE) usage map**
- 11.16 Dangerous cargo incidents notification form**
- 11.17 Control results notification form for dangerous goods handling units (CTUs)**
- 11.18 Other attachments needed**
- 11.19 Dangerous Goods Handling Guide Additional Load Notification (Where required)**

## **12 ABBREVIATIONS**

## **13 DEFINITIONS**

## **14 PRESENTATION**