



OPET PETROLCÜLÜK A.Ş. MARMARA TERMINAL DANGEROUS GOODS SAFETY GUIDE



**PREPARATION DATE: 11.06.2021 rev 2
(Refer to the Revised Revised Page)**

**NAME SURNAME
SIGNATURE
SEAL**

REVISION PAGE

[illegible]


--	--	--	--	--	--

INDEX

1 ENTRY.....	1-1
1.1 General information of the port facility (Restricted).....	1-2
1.2 Loading/unloading, handling and storage procedures for dangerous cargoes handled and temporarily stored at the port facility.....	1-3
1.2.1 General.....	1-3
1.3 Procedures for safe handling of liquid bulk dangerous cargoes.....	1-4
1.3.1 Application.....	1-4
1.3.2 Requirements.....	1-4
1.3.3 Pipe installations used for liquid bulk dangerous cargoes.....	1-6
1.3.4 Operations Officer will do the following:.....	1-6
1.3.5 Sources of ignition	1-7
1.3.6 Containment of spillage	1-7
1.3.7 Handling.....	1-7
1.3.8 Preliminary precautions.....	1-8
1.3.9 Pumping.....	1-9
1.3.10 Completion of operation.....	1-10
2 RESPONSIBILITIES	2-1
2.1 Responsibilities of the relevant person of the goods.....	2-1
2.2 Responsibilities of the port facility operator	2-1
2.3 Responsibilities of the ship's master.....	2-2
2.4 Responsibilities of the Dangerous Goods Safety Consultant.....	2-3
2.5 Responsibilities of 3rd party, cargo / ship broker etc. operating in the port facility	2-5
3 POLICIES/APPLIED RULES AND MEASURES TO BE FOLLOWED BY PORT FACILITY.....	3-1
3.1 Berthing	3-1
3.2 Supervision	3-1
3.3 Safe handling and segregation	3-1
3.4 Emergency procedures.....	3-1
3.5 Emergency information.....	3-2
3.6 Fire precautions.....	3-2
3.7 Fire fighting.....	3-3
3.8 Environmental precautions	3-3
3.9 Pollution combating	3-4
3.10 Reporting of incidents.....	3-4
3.11 Inspections	3-4
3.12 Hot work and other repair or maintenance work.....	3-5
3.13 Contaminated wastes.....	3-5
3.14 Alcohol and drug abuse.....	3-5
3.15 Weather conditions.....	3-5
3.16 Lighting.....	3-5
3.17 Handling equipment	3-5
3.18 Protective equipment.....	3-6
3.19 Communications.....	3-6
3.20 Areas.....	3-6
3.20.1 Dangerous cargo areas	3-6
3.20.2 Reception facilities.....	3-6
3.21 Training.....	3-6

4	CLASSIFICATION OF DANGEROUS GOODS, HANDLING, LOADING / UNLOADING, HANDLING, SEPARATION, STACKING AND STORING	4-1
4.1	Classification of Dangerous Goods	4-1
4.2	Dangerous Goods Packing and Packages	4-1
4.3	Dangerous Goods Marking, Labels, Placards.....	4-1
4.4	Packaging and Approval Marking.....	4-3
4.5	Segregation and Separation.....	4-4
4.6	Dangerous Goods Documentation	4-4
5	HANDBOOK OF DANGEROUS GOODS	5-1
6	PROCEDURES FOR THE OPERATION.....	6-1
6.1	Prosedure of ships carrying dangerous goods safely Berthing, loading / unloading, shelter or anchorage during the day and at night	6-1
6.2	Procedure of according to the seasonal conditions additional measures that Loading/Unloading, limbo operation of dangerous goods should be taken by port facilities.....	6-2
6.3	Procedures on keeping any inflammable, combustibile and explosive materials away from operations which cause or are likely to cause sparking and abstaining from operating any tools, apparatus or device which cause or are likely to cause sparking in areas where hazardous materials are handled, stowed and stored	6-3
6.4	Procedures on fumigation, gas measurement and degasification.....	6-5
7	Documentation, Control And Record.....	7-1
7.1	Procedures regarding to all necessary documents, information and certification relating to dangerous substances and their procurement and control by the relevant persons	7-1
7.2	Procedures of keeping a regular and accurate current list of all hazardous substances in the coastal facility area and other relevant information.	7-2
7.3	Procedures regarding to appropriate identification of hazardous substances delivered to the facility, correct use of shipping names of dangerous cargo, certification, packaging, labeling and declaration, inspection on loading and transport of dangerous goods in the certified and proper package, container or cargo unit in a safety way and reporting of inspection results.	7-3
7.4	Procedures related to procurement of the Hazardous materials safety information sheets (SDS).....	7-4
7.5	Procedures for records and statistics of dangerous goods.	7-5
8	EMERGENCY SITUATION, EMERGENCY PREPAREDNESS AND RESPONSE.....	8-1
8.1	Response procedures for hazardous substances that are dangerous for life, property and/or environment and hazardous situations involving hazardous materials.....	8-1
8.1.1	Decision making;	8-1
8.1.2	Protective Actions and Response.....	8-2
8.1.3	Evacute.....	8-2
8.1.4	Shelter In-Place	8-2
8.2	Information on resource, capability and capacity of the coastal facilities regarding to respond to emergencies.	8-4

8.3	Regulations related to the the first aid for accidents involving dangerous substances (first aid procedures, first aid resources and capabilities and so on.).	8-5
8.4	On-site and off site Notifications required to be made in case of emergency	8-6
8.5	The procedures for reporting accidents.	8-7
8.6	Coordination, support and cooperation method with authorities.	8-8
8.7	Emergency evacuation plan for the evacuation of the ship and vessels from the coastal facility in case of emergency	8-9
8.7.1	Preparation for Emergency Separation System	8-9
8.7.2	Realization of Emergency Separation	8-10
8.8	Procedures for handling and disposal of the damaged hazardous goods and wastes contaminated with hazardous goods.	8-12
8.8.1	Waste Collecting and Handling	8-12
8.8.2	Waste disposal	8-12
8.8.3	Contaminated Packages;	8-12
8.9	Emergency drills and their records.	8-13
8.9.1	Implementation of Practices;	8-13
8.9.2	Practice Scenarios;	8-13
8.9.3	Emergency Practices which will be performed within the facility;	8-13
8.10	Information on fire protection systems.	8-14
8.11	Procedures for approval, inspection, testing, maintenance and availability of the fire protection system.	8-15
8.12	The measures to be taken in case of failure on fire protection systems.	8-16
8.13	Other risk control equipment.	8-17
9	SAFETY AND HEALTH AT WORK MEASURES	9-1
9.1	Information about the personal protective clothes and procedures to use them	9-2
10	OTHER POINT	10-1
10.1	Validity of the Hazardous Substances Compliance Certificate.	10-1
10.2	Responsibilities of the Dangerous Goods Safety Consultant	10-2
10.3	Matters for carriers of the hazardous substances arriving/leaving coastal facility by land (matters on required documents that must be available in the road vehicle at the entrance/exit of port or coastal facility area, equipment and tools required for this vehicles, speed limits in the port area etc.)	10-2
10.3.1	Necessary certificates	10-4
10.3.2	Speed Limit in Port Facility	10-4
10.4	Matters for carriers of the hazardous substances arriving/leaving coastal facility by sea (matters on day/night signals to be shown by ships carrying hazardous goods and vessels, cold and hot work procedures in ships and so on.)	10-5
10.4.1	Arrival by Sea	10-5
10.4.2	Departure by Sea	10-5
10.5	Additional points will be added by the port facility.	10-6
10.5.1	Training	10-6
10.5.2	Training content	10-6
10.6	Accident Prevention Policy	10-7
10.7	Hot Work Procedure	10-8
10.8	EmS (Emergency Procedures for Ships Carrying Dangerous Goods) and MFAG (Medical First Aid Guide)	10-10

	Document Nu.	Release Date	Rev. No	Revision Date	Page Nu.
		1.1.2016	2	04.01.2019	1-1
	DANGEROUS GOODS SAFETY GUIDE				

1 ENTRY

1.1. The entry and presence of dangerous cargoes in port areas and any consequential handling should be controlled to ensure the general safety and security of the area, the containment of the cargoes, the safety of all persons in or near the port area, and the protection of the environment.

1.2. The safety of life at sea and the safety and security of a ship, its cargo and its crew in a port area are directly related to the care which is taken with dangerous cargoes prior to loading or unloading, and during their handling.

1.3. These Recommendations are confined to dangerous cargoes which are in a port area as part of the transport chain. These Recommendations do not apply to dangerous substances which are used in a port area or are for general storage in the port area, but Governments may wish to control such use and storage by national legal requirements. Should a substance covered by either of these exclusions subsequently be shipped, these Recommendations should then be applied, even though the substance is already in the port area.


1.4. An essential pre-requisite for the safe transport and handling of dangerous cargoes is their proper identification, containment, packaging, packing, securing, marking, labelling, placarding and documentation. This applies whether the operation takes place in a port area or at premises away from a port area.

1.5. Whilst the total transport chain includes inland, port and marine elements, it is essential that every care is taken by those responsible for the matters in 1.4 and that all relevant information is passed to those involved in the transport chain and to the final consignee. Attention should be paid to the possible differing requirements for different modes of transport.


1.6. The safe transport and handling of dangerous cargoes is based on correct and accurate application of regulations for transport and handling of such cargoes and depends on appreciation by all persons concerned of the risks involved and on the full and detailed understanding of the regulations. This can only be achieved by properly planned and carried out training and retraining of persons concerned.

1.7. The codes and guides are under continuous review and are regularly revised. It is essential that only the most up-to-date editions are used. The contents of these codes and guides have been repeated in these Recommendations only to the extent necessary.

1.8. In preparing this guide IMDG CODE, ERG 2012 and IMO 1216 CR. documents have been applied to and the informations are used.

	Document Nu.	Release Date	Rev. No	Revision Date	Page Nu.
		1.1.2016	2	04.01.2019	1-2
	DANGEROUS GOODS SAFETY GUIDE				

1.1 General information of the port facility **(Restricted)**

	Document Nu.	Release Date	Rev. No	Revision Date	Page Nu.
		1.1.2016	2	04.01.2019	1-3
	DANGEROUS GOODS SAFETY GUIDE				

1.2 Loading/unloading, handling and storage procedures for dangerous cargoes handled and temporarily stored at the port facility

1.2.1 General

1.2.1.1 Liquid cargoes (Petroleum and Petroleum Products) within the scope of IBC code (Diesel (UN 1202), unleaded gasoline (UN 1203), Jet A-1 (UN 1863), Fuel Oil (UN 3082) ve Crude Oil (UN 1267)) is being handled at the port facility within the scope of IBC code.

1.2.1.2 Fulfillment of the conditions specified below is provided as regards handling the dangerous cargoes coming to the port facility, keeping them temporarily at the port facility, making their stowage and segregation and storage for safety of the port facility, employees and ships at the port facility.

1.2.1.2.1 A coordination meeting is being held at least 1 day prior to the acceptance out of routine dangerous cargoes to the port facility and Supply Directorate, Terminal, HSE, TMGD and other related persons participate to the meeting is provided. (The resolution to hold such meeting can be given through the Supply Directorate, Terminal, HSE, TMGD departments regarding the dangerous cargoes handled routinely which are accepted to the port)


1.2.1.2.2 Following issues will be discussed during the coordination meeting with regard to the dangerous cargo (es) to be accepted to the port:

1. Risk arising from dangerous cargo
2. Interaction with dangerous cargoes existing at the port facility,
3. Interaction with cargoes planned to be accepted to the port facility in the near future,
4. Conditions for stowage
5. Conditions for segregation
6. Requirement of materials and equipment with respect to emergency response
7. Sufficiency of emergency response equipments
8. Interaction with the neighboring area (s)

The issues mentioned herein above are discussed within the scope of current IMDG CODE documents and a management decision for accepting/rejecting are taken.

1.2.1.2.3 If a decision is taken at the meeting in favor of accepting the dangerous cargo, management, operation, storage, safety and emergency response departments is notified and the necessary preparations and acceptance process is commenced.

1.2.1.2.4 If it is required to notify the Port authority, the situation is notified to the Port authority in writing by specifying the reasons.

	Document Nu.	Release Date	Rev. No	Revision Date	Page Nu.
		1.1.2016	2	04.01.2019	1-4
	DANGEROUS GOODS SAFETY GUIDE				

1.3 Procedures for safe handling of liquid bulk dangerous cargoes

1.3.1 Application

1.3.1.1 Liquid bulk dangerous cargoes are handled at piers within our port facility.

1.3.1.2 The equipment, number of shifts, team and port are determined during the operations meeting held one day before. SDS of the cargo in ship notification is provided to facility authority or HSE unit by the agency 3 days before.

1.3.1.3 After the ship is safely tied to the port by the help of pilot and warp, safety investigation is carried out on the ship. If any unsafe situations are observed, notifications are made to the persons responsible for the ship and measures are taken accordingly. Unloading equipment and appropriate pipe selection are made by the person responsible with operations. International Safety Guide for Oil Tankers and Terminals (ISGOTT) Ship/Port Safety Control List is undersigned mutually. A communication network is built between the ship and the port facility.

1.3.1.4 Employees wait beside the flexible hoses which connected to the ship. They work in cooperation with the ship personnel for the connection of liquid cargo to entry/exit manifolds of the ship.

1.3.1.5 Appropriate pressure adjustment is made with the ship. Overflow of tanks are avoided and the ship personnel are provided with required information and the line is cut under dangerous situations.


1.3.2 Requirements

1.3.2.1 Gas detectors which will detect gas leakages to occur at the port facility is kept ready after being calibrated and made ready to use.

1.3.2.2 The vehicles coming to the loading or unloading platform at the port facility are eliminated from static electricity, flame arrestor apparatus are placed at their exhausts and their earthing shall be made during the loading or unloading at the port facility. Flame arrestor apparatus is provided by the Ground Tanker Operations Unit. Ground tankers which don't have flame arrestors are not taken to the port facility. This is not required for tankers having ADR standards.

1.3.2.3 Required notices and warning signs are placed around the area where handling is done. Related personnel wear personal protective clothing and outfit in accordance with work health and safety requirements at dangerous places and under dangerous conditions. Personnel who don't have protective clothing and adequate equipment in line with their job descriptions and their working areas is not employed.

1.3.2.4 Periodic repair/maintenance and calibration works of devices to be used are made and certificates, journals or ledgers of records are kept updated.

	Document Nu.	Release Date	Rev. No	Revision Date	Page Nu.
		1.1.2016	2	04.01.2019	1-5
	DANGEROUS GOODS SAFETY GUIDE				

1.3.2.5 First aid equipments to be used during intervention are placed at a place known by the personnel which is easily accessible in case of emergency or accidents.

1.3.2.6 Communication equipments which can be used safely during loading or unloading operations of liquid bulk dangerous cargoes in flammable or explosive environments are used at the port facility.

1.3.2.7 Flexible hoses used in loading or unloading of liquid bulk dangerous cargoes is controlled a certificate specifying the approval of type as well as pipe type, maximum working pressure of the pipe and production month and year of the pipe. Repair and maintenance works and testing of the said pipes are carried out as per the criteria stated in ISGOTT and relevant records shall be kept. Hoses to be used in loading or unloading operations which are not in service are kept according to the criteria specified by ISGOTT.

1.3.2.8 Adequate number of electrical insulation flanges for the flexible hoses and loading arms used in loading or unloading operations of liquid bulk dangerous cargoes.

1.3.2.9 Liquid bulk dangerous cargoes are carried in a manner that prevents any dangerous interaction with incompatible materials in other cargoes.

1.3.2.10 Shift supervisor of port facility where liquid bulk dangerous cargoes are handled are responsible of notifying issues as regards additional safety and safety measures which have to be taken at port facility.


1.3.2.11 Operations Officer and Shift Supervisor are responsible from handling of liquid bulk cargoes at our port facility and their duties are specified in quality management system and they act in accordance with the said quality management system.

1.3.2.12 The master of a ship and the Operations Officer, within their respective areas of responsibility, should have immediately make available the following information with respect to each liquid bulk cargo transported in cargo operations and emergency cases to the port authority and other involved parties:

1.3.2.12.1 Information to be provided by the ship master;

1.3.2.12.1.1 The product name of the dangerous cargo, the UN number (where available) and a description of the relevant physical and chemical properties (including reactivity).

1.3.2.12.1.2 Procedures for cargo transfer, slop transfer, gas-freeing, inerting, ballasting, de-ballasting and tank cleaning.

	Document Nu.	Release Date	Rev. No	Revision Date	Page Nu.
		1.1.2016	2	04.01.2019	1-6
	DANGEROUS GOODS SAFETY GUIDE				

1.3.2.12.2 Information to be provided by Operations Officer;

1.3.2.12.2.1 Information as to specific equipment required for safe handling and loading or unloading of certain cargoes and emergency response procedures including the following issues:

- 1) Steps to be taken in cases of pouring or leakage as specified in Emergency Plans,
- 2) Measures to be taken to avoid people from contacting dangerous cargoes accidentally within the scope of Emergency Plan and Work Health and Security,
- 3) Fire fighting procedures as specified in Emergency Plan and the appropriate communication systems to be used in cases of fire.

1.3.2.13 It is ensured that, before and during handling and loading or unloading operations of liquid bulk dangerous cargoes at any berth on the shore, appropriate warning notices, preferably pictograms, are placed at all entrances and approaches to the berth.

1.3.2.14 Continuous communication is ensured during the handling and loading or unloading of dangerous liquid bulk cargos, through Marine Band Channel 16 and from the work channel specified in the protocol and effectiveness of communication is ensured during the cargo operations.

1.3.3 Pipe installations used for liquid bulk dangerous cargoes

1.3.3.1 Flexible hoses:

1.3.3.1.1 Flexible hoses is used for cargo by considering the temperature and suitability and not be used for other than these cargoes.


1.3.3.1.2 If they are prone to be damaged by impact they are protected accordingly.

1.3.3.1.3 Electrically continuous is provided at pipeline, except for the inclusion of an insulating flange or non-conductive spool piece when used for the transfer of a flammable liquid. The pipeline on the seaward side of the insulating section should be electrically continuous to the ship, and that on the landward side should be electrically continuous to the jetty earthing system. The insulating flange is tested in accordance with chapter 17 of ISGOTT.

1.3.4 Operations Officer will do the following:

1.3.4.1 Taking adequate precautions to prevent a short-circuit of the insulating section

1.3.4.2 Inspection and testing the insulating and earthing systems at appropriate intervals to ensure their effectiveness

	Document Nu.	Release Date	Rev. No	Revision Date	Page Nu.
		1.1.2016	2	04.01.2019	1-7
	 DANGEROUS GOODS SAFETY GUIDE 				

1.3.4.3 Taking actions in accordance with appropriate checklists in the International Safety Guide for Oil Tankers and Terminals (ISGOTT).

1.3.5 Sources of ignition

1.3.5.1 Operations Officer should ensure that the master of a ship is notified of any conditions which may require precautions to be taken for avoidance of sources of ignition on the ship such as galley stoves or cooking appliances with non-immersed elements.

1.3.6 Containment of spillage


1.3.6.1 The berth operator is ensured that all drain holes and pipes and all other drains of any kind on the jetty, where liquid bulk dangerous cargoes might escape in case of an accident, are closed before handling commences and are kept closed during the whole of the period of the handling of liquid bulk dangerous cargoes.

1.3.7 Handling

1.3.7.1 Flexible hoses

1.3.7.1.1 The master of a ship and the person responsible with operation within their respective areas of responsibility :

1. No Flexible hose is used for cargoes other than those for which it is suitable, having regard to the temperature and compatibility of such cargoes, or at any working pressure for which it is unsuitable.
2. Each type of Flexible hose complete with end fittings has been prototype tested and a certificate provided to show the bursting pressure. Prototype hoses may not be used in service.
3. Before being placed in service, each Flexible hose supplied should be hydraulically tested in accordance with the requirements of the regulatory authority
4. Before being put into use on any day a Flexible hose is visually inspected. Flexible hoses is inspected at frequent intervals during operations.
5. Documents showing the type of hose, its specified maximum working pressure and its month and year of manufacture will be kept at the facility.
6. It is ensured that there are adequate electrical insulation flanges and the length of each Flexible hose is sufficient to satisfactorily operate within the defined operating envelope without overstressing the terminal connections
7. A Flexible hose rigged for the handling of liquid bulk dangerous cargoes is kept under adequate supervision
8. It is ensured that there are adequate procedures for the disconnection of the Flexible hose in the event of an emergency, to protect the environment, personnel safety and equipment.

	Document Nu.	Release Date	Rev. No	Revision Date	Page Nu.
		1.1.2016	2	04.01.2019	1-8
	DANGEROUS GOODS SAFETY GUIDE				

1.3.7.2 Loading Arms:

1.3.7.2.1 The master of a ship and berth operator within their respective areas of responsibility:

1.3.7.2.2 It will be ensured that monitoring is conducted for the operation, supervision and disconnection of loading arms in the event of emergency, to protect the environment, personnel safety and equipment

1.3.7.2.3 No loading arm is used for substances other than those for which it is suitable, having regard to the temperature and compatibility of such substances and the working pressure or flow rate for which it is suitable

1.3.7.2.4 In an emergency there are adequate means for draining the inner and outer arms after normal use and before disconnection

1.3.7.2.5 The operating envelope of the loading arms is suitable for the ship

1.3.7.2.6 The manifold spacing is satisfactory when more than one loading arm is connected.

1.3.7.2.7 Each loading arm has been periodically maintained and has a current certificate for its fitness for use.

1.3.8 Preliminary precautions

1.3.8.1 The master of a ship and berth operator within their respective areas of responsibility, ensure that cargo handling controls, gauging systems, emergency shutdown and alarm systems, where applicable, have been tested and found to be satisfactory before cargo handling operation begins

1.3.8.2 The master of a ship and berth operator ensure before liquid bulk dangerous cargoes are pumped into or out of a ship from or into a shore installation agree in writing on the handling procedures including the maximum loading or unloading rates taking into account:


1.3.8.2.1 The arrangement, capacity and maximum allowable pressure of the ship's cargo lines and the shore pipelines;

1.3.8.2.2 The arrangement and capacity of the vapor venting system;

1.3.8.2.3 The possible pressures increase due to emergency shut-down procedures;

1.3.8.2.4 The possible accumulation of electrostatic charge; and

1.3.8.2.5 The presence of responsible persons during start up operations on board ship and ashore

	Document Nu.	Release Date	Rev. No	Revision Date	Page Nu.
		1.1.2016	2	04.01.2019	1-9
	DANGEROUS GOODS SAFETY GUIDE				

1.3.8.3 Complete and sign an appropriate safety check list showing the main safety precautions to be taken before and during such handling operations

1.3.8.4 Agree in writing the action to be taken and the signals to be used in the event of an emergency during handling operations; and

1.3.8.5 Ensure appropriate safety equipment and clothing are used.

1.3.8.6 The berth operator should ensure that starter controls on all bulk liquid transfer pumps are locked in the “off” position, or located at a facility accessible only to authorized personnel

1.3.8.7 The berth operator ensure that starter controls on all bulk liquid transfer pumps are locked in the “off” position, or located at a facility accessible only to authorized personnel.

1.3.8.8 “Ship/Shore Safety checklist” in International Safety Guide for Oil Tankers and Terminals (ISGOTT) is completed and signed according to “Guidelines for completing Ship/ Shore Safety checklist”.

1.3.9 Pumping

1.3.9.1 The master of a ship and berth operator within their respective areas of responsibility ensure that:

1.3.9.1.1 Frequent checks are made to ensure that the agreed back-pressures and loading or unloading rates are not exceeded,


1.3.9.1.2 All reasonable care is taken to prevent all relevant pipelines, loading arms, Flexible hoses and associated equipment on board the ship and ashore from developing a leak, and that they are kept under adequate supervision during the handling of liquid bulk dangerous cargoes,

1.3.9.1.3 Effective communication between the ship and the shore installations is maintained throughout the handling operations,

1.3.9.1.4 The safety check list is available for inspection throughout the handling operations,

1.3.9.1.5 During the handling of liquid bulk dangerous cargoes, arrangements are made for the gauging of ships’ tanks to ensure that no tank is overfilled,

1.3.9.1.6 Responsible persons are present during operations on board ship and ashore,

	Document Nu.	Release Date	Rev. No	Revision Date	Page Nu.
		1.1.2016	2	04.01.2019	1-10
	DANGEROUS GOODS SAFETY GUIDE				


1.3.10 Completion of operation

1.3.10.1 The master of a ship and berth operator within their respective areas of responsibility ensure that after the completion of every transfer of liquid bulk dangerous cargoes the valves of the discharging and receiving cargo spaces and tanks are closed and any residual pressure in the relevant pipelines, loading arms and Flexible hoses is released, They also ensure that:

1.3.10.1.1 Prior to the disconnection of the flexible pipelines from the ship it is drained of liquids and the pressure is relieved,

1.3.10.1.2 All safety precautions are taken, including the blanking off of the ship manifold connection and the shore pipeline,

1.3.10.1.3 Appropriate safety equipment and clothing are used.

	Document Nu.	Release Date	Rev. No	Revision Date	Page Nu.
		1.1.2016	2	04.01.2019	2-1
	DANGEROUS GOODS SAFETY GUIDE				

2 RESPONSIBILITIES

All parties within the dangerous goods transportation activities are obliged to take all necessary measures to transport safely, securely and environmentally friendly, to avoid accidents and to reduce the damage as little as possible, if an accident occurs.

2.1 Responsibilities of the relevant person of the goods

2.1.1 To prepare all necessary documents, information and certificates relating to dangerous goods and provide availability of these documents with the cargo during the transport activities.

2.1.2 Ensure the proper classification, identification, packing, marking and plating of the dangerous goods in accordance with the legislation.

2.1.3 Ensure safe loading, stowage, transport and unloading of dangerous goods in approved and proper package, container and cargo units.

2.1.4 Ensure the training of all relevant personnel on marine risks of dangerous cargo, safety precautions, safe operation, emergency measures, safety and so on and keep training records.

2.1.5 Provide necessary safety measures for improper, unsafe or risk-posing hazardous substances.

2.1.6 Provide the necessary support and information to the relevant persons in case of emergency or accident.

2.1.7 Inform the administration on dangerous goods accidents occurred in the area of responsibility.

2.1.8 Present the requested information and document in the inspections carried out by the Authorities and provide the necessary cooperation.

2.2 Responsibilities of the port facility operator

2.2.1 Ensure appropriate, secured, safely land and connection.

2.2.2 Ensure proper and safe entrance-exit system between the ship and shore.


2.2.3 Provide training for personnel working in loading, unloading and handling operations of the dangerous goods.

2.2.4 Ensure proper and safe transport, handling, separation, stowing, temporary stock and inspection of the dangerous goods in the operation field by qualified, trained personnel who has taken the job security measures.

2.2.5 Request all necessary documents relating to dangerous goods from the relevant person of the cargo and ensure its availability with the cargo.

2.2.6 Keep an updated list of all dangerous goods in the business field.

2.2.7 Provide training for all personnel on the risk of handled dangerous goods, safety measures, safe operation, emergency measures, safety and so on and keep training records.

	Document Nu.	Release Date	Rev. No	Revision Date	Page Nu.
		1.1.2016	2	04.01.2019	2-2
	DANGEROUS GOODS SAFETY GUIDE				

2.2.8 Check the documents regarding to appropriate identification of hazardous substances delivered to the facility, correct use of shipping names of dangerous cargo, certification, packaging, labeling and declaration, inspection on loading and transport of dangerous goods in the certified and proper package, container or cargo unit in a safety way and reporting of inspection results.

2.2.9 Provide necessary safety measures for improper, unsafe or risk-posing hazardous substances and notify the port authority.

2.2.10 Provide emergency arrangements and ensure that all persons informed about these issues.

2.2.11 Inform the port authority on the dangerous goods accidents occurring in the area of responsibility.

2.2.12 Provide necessary support and cooperation for the inspections made by the authorities.

2.2.13 Execute the activities related to hazardous substances in the docks, wharves, warehouses which are established for this purpose.

2.2.14 Provide proper installation and equipping for the docks and wharves separated for ships and marine vessels which load and unload petroleum and petroleum products.

2.2.15 Provide transportation of the dangerous goods, which are not proper for temporary stay and not allowed, out of the port facility as soon as possible without waiting.

2.2.16 Not allow the ships and vessels carrying hazardous goods to edge in with the dock and pier without permission from the port authority.

2.2.17 Prepare emergency evacuation plan for the evacuation of the ships and boats from the port facilities in case of emergency.

2.3 Responsibilities of the ship's master

2.3.1 Ensure that the ship, equipment and devices are in good condition for dangerous good transport.


2.3.2 Demand all necessary documents, information and certification relating to dangerous goods and ensure their availability with the goods..

2.3.3 Ensure that the safety measures related to loading, stowing, separating, handling, transport and unloading of the dangerous goods in his ship and take necessary inspection and controls.

2.3.4 Check the compliance of identification, classification, certification, packaging, marking, declaration, loading and transport of the approved and proper package, container and cargo unit in a safety means.

2.3.5 Ensure that the crew is trained and informed on the risks, safety precautions, safe operation, emergency measures and similar issues of the loaded and unloaded dangerous goods.

2.3.6 Ensure that the persons, who are qualified and have necessary training on the loading, transport, unloading and handling of the dangerous goods, work by taking job safety measures.

	Document Nu.	Release Date	Rev. No	Revision Date	Page Nu.
		1.1.2016	2	04.01.2019	2-3
	DANGEROUS GOODS SAFETY GUIDE				

2.3.7 Not crossing the boards assigned to himself, not anchoring, not edging with the pier and docking without the consent of the port authority.

2.3.8 Apply all rules and measures during sailing, maneuvering, mooring, berthing and leaving for the safe transport of dangerous goods..

2.3.9 Ensure safe entry and exit between the ship and the dock..

2.3.10 Inform the crew on the applications, security procedures, emergency measures and intervention methods related to dangerous goods in the ship..

2.3.11 Possess the updated list of the dangerous goods in the ship and declare them to the authorities.

2.3.12 Take the necessary safety measures for illegitimate, improper, unsafe, risk-posing for ship, persons or environment and report the case to the port authority..

2.3.13 Report the dangerous goods accident in the ship to the port authority.

2.3.14 Provide the necessary support and cooperation for controls made by the authorities.

2.4 Responsibilities of the Dangerous Goods Safety Consultant

The duties and obligations of the Dangerous Goods Safety Advisor (DGSA) responsible for assisting the operation in order to safely carry out the operations related to dangerous substances without causing harm to human health, other living beings and the environment are defined below.

a) To monitor compliance with the provisions of the international agreement and contract (ADR / IMDG Code) and relevant legislation in the transport of dangerous goods.


b) To submit recommendations to the enterprise for the transport of dangerous substances according to the provisions of ADR / IMDG Code.

c) According to the annual report relating to the carriage of Property of hazardous substances into a format that the Administration determine As of the end of the first to prepare within three months and claimed when www.turkiye.gov.tr address where he served on-site to send to the Administration through DGSA operating and consultancy services provided to enterprises offer.

d) Provide guidance on the purchase of transport vehicles which will be used for the transportation of dangerous goods.

(e) Identify procedures for the control of equipment used in the carriage, loading and unloading of dangerous substances.

f) Ensure that the employees of the enterprise, including national and international legislation and amendments there to, receive appropriate training and records of this training.

	Document Nu.	Release Date	Rev. No	Revision Date	Page Nu.
		1.1.2016	2	04.01.2019	2-4
	DANGEROUS GOODS SAFETY GUIDE				

g) Determine the emergency procedures to be applied in case an incident occurs which will affect an accident or safety during the transportation, loading or unloading of dangerous goods, to ensure that the exercises are carried out periodically and records are kept.

ğ) Take measures to prevent the occurrence of accidents or serious violations.

h) Ensure that the special conditions stipulated by the legislation on the carriage of dangerous substances in the selection and operation of subcontractors or third parties are taken into account.

i) In the carriage, filling or unloading of dangerous goods to ensure that employees have information about operational procedures and instructions.

i) Take measures to increase the awareness of the personnel concerned in order to be prepared for the possible risks in the transportation, loading or unloading of dangerous goods.


j) Establish instructions for keeping the documents and safety equipment that must be in the vehicle during the transportation according to the class of the dangerous substance.

k) Ensure the implementation of the plan by preparing the operational safety plan specified in ADR Section 1.10.3.2.

l) Record all kinds of activities, including training, inspection and control, regarding the activities, by stating the date and time, to keep these records for 5 years and to submit them to the service provided to DGSA Operating and to the consultancy service to be submitted to the Administration if requested.

n) In case of a danger in the company in which the consultancy service is in question, to stop the work until the danger is resolved, to start the work with his / her approval in the case that the danger is eliminated, and to work in all stages of the process until the danger is resolved, and notifying the competent authorities in writing.

o) In accordance with the ADR / IMDG Code provisions of the load loaded on the transport vehicle; (b) to create procedures for work and operations related to packaging, labeling, marking and loading. DGSA who is responsible for the operation; transport, loading or unloading a boiler that occurs during the damage to the environment, property and environment; collects information on the accident and prepares an accident report for the DGSA Operating and the management of the company. This report was prepared by DGSA, sent out by the company or the Administration to address www.turkiye.gov.tr DGSA Operating within a month. This report does not replace the report required to be written by the company's management under international or national legislation.

	Document Nu.	Release Date	Rev. No	Revision Date	Page Nu.
		1.1.2016	2	04.01.2019	2-5
	DANGEROUS GOODS SAFETY GUIDE				

2.5 Responsibilities of 3rd party, cargo / ship broker etc. operating in the port facility


2.5.1 Ensure that their personnel participating in the port facility has necessary training specified in the 27.03.2013 dated No. 79462207/315 Circular of the Authority,

2.5.2 Comply with the requirements set out in the IMDG Code,

2.5.3 Comply with the procedures for Hazardous Goods Guide and Hazardous substances formed by the port facility,

2.5.4 Handling, transport and storage of hazardous substances in the port facility and report any violation to the relevant authority,

2.5.5 Submit the (SDS) Form, which constitutes an integral part of the operations for the elimination of the Occupational Health and Safety risks that may occur during the use and storage of dangerous substances and prepared to inform the users accurately and adequately, to the port facility and Port Authority.

	Document Nu.	Release Date	Rev. No	Revision Date	Page Nu.
		1.1.2016	2	04.01.2019	3-1
	DANGEROUS GOODS SAFETY GUIDE				

3 POLICIES/APPLIED RULES AND MEASURES TO BE FOLLOWED BY PORT FACILITY

The rules and measures given in this chapter are elaborated in Chapters 1,4,6,7,8,9 and 10 under Hazardous Material Emergency Plan and Accident Prevention Policy. The requirement for infrastructure is met by our port facilities.

3.1 Berthing

3.1.1 Adequate and safe mooring facilities are provided; and

3.1.2 Adequate safe access is provided between the ship and the shore.

3.2 Supervision

3.2.1 The port operator ensure that areas cargo transport units are kept are properly supervised and cargo transport units are regularly inspected for leakage or damage. Any leaking package or cargo transport units should only be handled under the supervision of a responsible person.

3.2.2 The person concerned is aware of the possible hazards arising from the presence of the dangerous cargoes.

3.2.3 Any equipment which is used for handling and stowing processes and driven with or without power are checked and inspected to ensure that it is manufactured in accordance with the manufacturer's instructions and exists in good operating conditions and in compliance with proper standards.

3.3 Safe handling and segregation

3.3.1 A port operator transporting or handling dangerous cargoes should appoint at least one responsible person who has adequate knowledge of the national or international legal requirements concerning the transport and handling of dangerous cargoes, including the segregation of incompatible cargoes.(01 January 2018)

3.4 Emergency procedures

3.4.1 The port operator s ensure that appropriate emergency arrangements are made and brought to the attention of all concerned. These arrangements should include:

3.4.1.1 The provision of appropriate emergency alarm operating points;


3.4.1.2 Procedures for notification of an incident or emergency to the appropriate emergency services within and outside the port area;

3.4.1.3 Procedures for notification of an incident or emergency to the port authority and port area users both on land and water;

3.4.1.4 The provision of emergency equipment appropriate to the hazards of the dangerous cargoes to be handled;

3.4.1.5 Co-ordinated arrangements for the release of a ship in the case of an emergency; and

3.4.1.6 Arrangements to ensure adequate access/egress at all times.

	Document Nu.	Release Date	Rev. No	Revision Date	Page Nu.
		1.1.2016	2	04.01.2019	3-2
	DANGEROUS GOODS SAFETY GUIDE				

3.4.2 The port operator should consider the necessity of arrangements for a safe and quick emergency escape, taking into account the nature of the dangerous cargoes and any special conditions.

3.4.3 The "Medical First Aid Guidelines (MFAG)" annexed to IMDG Code shall be used to provide with those persons effected from damages caused by hazardous loads with medical first aid in case of any health issues occurring in consequence of accidents involving such loads.

3.4.4 "Emergency Schedules (EmS)" annexed to IMDG Code shall be used for any emergencies involving hazardous loads.

3.4.5 In case of any emergencies or accidents, the first aid material to be used for response shall be kept in easily accessible locations known to personnel.

3.5 Emergency information

3.5.1 The port operator ensure that a list of all dangerous cargoes in the warehouses, sheds or other areas, including the quantities, and if appropriate Proper Shipping Names, correct technical names (if applicable), UN numbers, classes or, when assigned, the division of the goods, including for class 1, the compatibility group letter, subsidiary hazard classes (if assigned), packing group (where assigned) and exact location is held readily available for the emergency services.

3.5.2 The port operator ensure that the responsible person for a warehouse, shed or area, where dangerous cargoes are handled, is as far as possible aware of the status of occupancy with the dangerous cargoes in his area and is available in case of emergencies.

3.5.3 The port operator ensure that the person responsible for cargo handling operations involving dangerous cargoes has the necessary information on measures to be taken to deal with incidents involving dangerous cargoes and that it is available for use in emergencies.

3.5.4 Electronic or other automated information processing or transmission techniques provided to provide access to information.

3.5.5 Data sheets of hazardous materials shall normally be kept by the manufacturers of chemicals. Emergency response information and electronic databases shall be available and used in case of direct access to information.

3.5.6 The port operator ensure that the port or berth emergency response procedures and port or port emergency telephone numbers are placed at prominent locations within or at warehouses, sheds or areas where dangerous cargoes are transported or handled.


3.5.7 The port operator ensure that fire-fighting and pollution-combating equipment and installations are clearly marked as such and notices drawing attention to them are clearly visible at all appropriate locations.

3.5.8 The port operator should inform the master of any ship carrying or handling dangerous cargoes of the emergency procedures in force and the services available at the port.

3.6 Fire precautions

3.6.1 The port operator ensure that:

3.6.1.1 All parts of the port and any ship moored to it are at all times accessible to emergency services;

	Document Nu.	Release Date	Rev. No	Revision Date	Page Nu.
		1.1.2016	2	04.01.2019	3-3
	DANGEROUS GOODS SAFETY GUIDE				

3.6.1.2 Audible or visual alarms for emergency use are installed in the area or other means of rapid communication with emergency services are available;

3.6.1.3 The handling of dangerous cargoes are kept clean and tidy;

3.6.1.4 Before dangerous cargoes are handled, the master of a ship is informed of the location of the nearest means of summoning emergency services; and

3.6.1.5 the lighting and other electrical equipment in areas where dangerous cargoes are present on the port is of a type safe for use in a flammable or explosive atmosphere.

3.6.1.6 Places where smoking is prohibited are designated; and

3.6.1.7 Notices in a pictogram form prohibiting smoking are clearly visible at all locations and at a safe distance from places where smoking would constitute a hazard.

3.6.1.8 The port operator ensure that equipment used in an area or space where a flammable or explosive atmosphere may exist or develop, is of a type safe for use in a flammable or explosive atmosphere and used in such a manner that no fire or explosion can be caused.

3.6.1.9 The port operator ensure that only portable electrical equipment of a type safe for use in a flammable atmosphere is used in an area or space in which a flammable atmosphere may occur.

3.6.1.10 The port operator ensure that electrical equipment on a wandering lead is not used in areas or spaces where a flammable atmosphere may occur.

3.7 Fire fighting

3.7.1 The port operator ensure that adequate and properly tested fire-fighting equipment and facilities are provided and readily available in accordance with the requirements of the regulatory authority in areas where dangerous cargoes are transported or handled.


3.7.2 The port operator ensure that personnel involved in the handling or transport of dangerous cargoes are trained and practised in the use of fire-fighting equipment in accordance with the requirements of the regulatory authority.

3.8 Environmental precautions

3.8.1 The port operator ensure that dangerous cargoes are only handled in areas which comply with the requirements of the regulatory authority.

3.8.2 Necessary actions shall be taken so that soil, water or areas of water discharge is/are not contaminated with any hazardous materials handled at onshore facilities. Additionally, these actions shall be applied for the piping line used during the handling of hazardous materials and for areas with conveyor system.

3.8.3 The capability to remove any contaminated bilge water, dirty ballast, sludge, slop and load waste from the vessel shall be provided.

	Document Nu.	Release Date	Rev. No	Revision Date	Page Nu.
		1.1.2016	2	04.01.2019	3-4
	DANGEROUS GOODS SAFETY GUIDE				

3.9 Pollution combating

3.9.1 The port operator ensure that adequate equipment is available to minimize the damage in case of a spillage of dangerous cargoes.

3.9.2 The equipment includes petroleum dispersion preventive fences, condensate lids, absorbing and neutralizing agents as well as cleaning agents and portable collection basins.

3.9.3 The port operator ensure that personnel involved in the transport and handling of dangerous cargoes are trained and practised in the use of pollution combating equipment and facilities in accordance with the requirements of the regulatory authority.

3.10 Reporting of incidents

3.10.1 The port operator, within his area of responsibility, ensure that, if an incident occurs during the handling of dangerous cargoes which may endanger the safety or security of persons, of ships within the port, of the port or of any other property, or the environment, the person having charge of the handling immediately causes the operation to be stopped, if it is safe to do so, and prevents it being resumed until appropriate safety measures have been taken. The port operator should require every member of his personnel to report, to the person having charge of the operation, any such incident they see to occur during the handling of dangerous cargoes.

3.10.2 For the purposes of responding quickly and effectively; the short and proper description of the event should be communicated to the emergency center as soon as possible to treat the injured personnel and mitigate any potential damage.

3.10.3 The port operator ensure that any incident involving dangerous cargoes which may endanger the safety or security of persons, or of ships within the port or of the port or of any other property or the environment is reported immediately to the port authority.

3.10.4 The port operator ensure that any damaged or leaking package, unit load or cargo transport unit containing dangerous cargoes is reported immediately to the port authority and that suitable remedial action is taken


3.11 Inspections

3.11.1 The port operator, where appropriate,:

3.11.1.1 Check documents and certificates concerning the safe transport, handling, packing and stowage of dangerous cargoes in the port area at the time of receipt;

3.11.1.2 Check, by external examination, the physical condition of each freight container, tank-container, portable tank or vehicle containing dangerous cargoes for obvious damage affecting its strength or packaging integrity and for the presence of any sign of leakage of contents.

3.11.2 The port operator make such checks regularly to ensure implementation of the safety precautions in the port area and the safety of transport.

	Document Nu.	Release Date	Rev. No	Revision Date	Page Nu.
		1.1.2016	2	04.01.2019	3-5
	 DANGEROUS GOODS SAFETY GUIDE				

3.11.3 If any of the checks mentioned above reveal deficiencies which may affect the safe transport or handling of dangerous cargoes the port operator should immediately advise all parties concerned and request them to rectify all deficiencies prior to any further transport or handling of dangerous cargoes.

3.11.4 The port operator provide that every necessary support will be given to the port authority or any other person or institution entitled to carry out inspections when they intend to carry out an inspection of dangerous cargoes.

3.12 Hot work and other repair or maintenance work

3.12.1 The port operator ensure that no repair or maintenance work resulting in non-availability of the emergency/fire equipment required by these Recommendations is carried out at the port without prior permission of the port authority.

3.12.2 "Hot works" planned to be carried out on board are not allowed.

3.13 Contaminated wastes

3.13.1 Waste purchase and sending operations are done within the scope of Environmental Permit and License. Within the scope of MARPOL, slop, bilge, slaç, waste oil in Annex 1, wastewater in Annex 4, garbage within Annex 5 are accepted.

3.14 Alcohol and drug abuse

3.14.1 The port operator, within his area of responsibility, ensure that no person under the influence of alcohol or drugs is allowed to participate in any operation involving the handling of dangerous cargoes.

3.14.2 Any such persons always are kept clear of the immediate areas where dangerous cargoes are being transported or handled.

3.15 Weather conditions

3.15.1 The port operator, within his area of responsibility, do not permit dangerous cargoes to be handled in weather conditions which may seriously increase the risk.

3.15.2 Any hazardous liquid bulk loads are not carried in rainy weather involving thunderstorms.


3.16 Lighting

3.16.1 The port operator, within his area of responsibility, ensure that areas where dangerous cargoes are handled or where preparations are being made to handle dangerous cargoes and access to such areas are adequately illuminated.

3.17 Handling equipment

3.17.1 The port operator, within his area of responsibility, provide that all equipment used in the handling of dangerous cargoes is suitable for such use and used only by skilled persons.

3.17.2 The port operator, within his area of responsibility, provide that all cargo handling equipment is of an approved type where appropriate, properly maintained and tested in accordance with national and international legal requirements.

	Document Nu.	Release Date	Rev. No	Revision Date	Page Nu.
		1.1.2016	2	04.01.2019	3-6
	DANGEROUS GOODS SAFETY GUIDE				

3.18 Protective equipment

3.18.1 The port operator, within his area of responsibility, ensure, when necessary, that a sufficient quantity of appropriate protective equipment is available to all personnel involved in the handling of dangerous cargoes.

3.18.2 Such equipment should provide adequate protection against the hazards specific to the dangerous cargoes handled and should be of an approved type or made in conformity with an approved standard.

3.19 Communications

3.22.1 The port authority ensure that every ship engaged in the transport of dangerous cargoes can maintain effective communications with the port authority. When appropriate and practicable such communications should be carried out by VHF in accordance with the provisions of SOLAS regulation IV/7 and complying with the performance standards set out in IMO Assembly resolution A.609(15) and the requirements of the regulatory authority.

3.20 Areas

3.20.1 Dangerous cargo areas

3.20.1.1 Dangerous cargo areas should, where possible, be located so that management and/or security personnel may keep them under continuous observation. Otherwise, an alarm system may be provided or the spaces inspected at frequent intervals.

3.20.1.2 The spaces should enable an adequate segregation of dangerous cargoes in accordance with the legal requirements of the regulatory authority.


3.20.1.3 The areas where hazardous materials are handled shall be provided with facilities of entrance to and exit from the same to allow for response to emergencies or the access roads to those units carrying loads that contain hazardous materials shall be kept open, if any hazardous materials are stowed or stored on the entire site and the site shall be furnished with systems that are capable of providing emergency facilities for rapid response.

3.20.2 Reception facilities

Waste purchase and sending operations are done within the scope of Environmental Permit and License. Within the scope of MARPOL, slop, bilge, slaç, waste oil in Annex 1, wastewater in Annex 4, garbage within Annex 5 are accepted.

3.21 Training

3.28.1 The personnel who are in charge of actions and operations for the loading/unloading of hazardous materials at the onshore facility shall be provided with training on emergencies (fire, explosion, leakage etc.) and response, occupational health and safety, ISPS code security awareness and safety in line with their job descriptions and fields of work.

	Document Nu.	Release Date	Rev. No	Revision Date	Page Nu.
		1.1.2016	2	04.01.2019	4-1
	DANGEROUS GOODS SAFETY GUIDE				

4 CLASSIFICATION OF DANGEROUS GOODS, HANDLING, LOADING / UNLOADING, HANDLING, SEPARATION, STACKING AND STORING

4.1 Classification of Dangerous Goods


NAME OF THE PRODUCT	UN CODE	CLASS
Diesel	UN 1202	3
Unlead Gasoline	UN 1203	3
Jet A-1	UN 1863	3
Fuel Oil	UN 3082	9
Crude Oil	UN 1267	3

4.2 Dangerous Goods Packing and Packages


We handle hazardous material as liquied bulk cargo in our facility.


4.3 Dangerous Goods Marking, Labels, Placards.

Class 3 – Flammable Liquids


	<p>Symbol – flame in black and white color Background – red color Text – Flammable Liquid (optional) Number 3 – in the bottom corner</p>
---	--

Class 9 – Miscellaneous Dangerous Substances and Articles Potentially Damaging to the Environment


	<p>Symbol – seven vertical bars in black in the upper half Background – in white color Number 9 – In the bottom corner</p>
---	---


	Document Nu.	Release Date	Rev. No	Revision Date	Page Nu.
		1.1.2016	2	04.01.2019	4-2
	DANGEROUS GOODS SAFETY GUIDE				

Other labels






	Indicating elevated temperature (liquid state at a temperature equal to or exceeding 100 ⁰ C, in a solid state at a temperature equal to or exceeding 240 ⁰ C)
<p>Motorin için;</p> <div>30</div> <div>1202</div> <p>Benzin için;</p> <div>33</div> <div>1203</div> <p>Jet-A1 için;</p> <div>30</div> <div>1863</div>	Orange-colored plates, with hazard-identification number and UN Number


Placards for Marine Pollutants

	Packages and cargo transport units containing dangerous substances which are classified by the IMDG Code as “marine pollutants”, must have the markings shown here, which must be durable. They must be placed close to the risk labels or risk placards of the goods. The dimensions of the marine pollutant markings must be a minimum of 10 cm per side for packages and 25 cm per side for cargo transport units.
---	---

	Document Nu.	Release Date	Rev. No	Revision Date	Page Nu.
		1.1.2016	2	04.01.2019	4-3
	DANGEROUS GOODS SAFETY GUIDE				

4.4 Packaging and Approval Marking.

NAME OF THE PRODUCT	UN CODE	CLAS S	Marking	Packing Group
Diesel	UN 1202	3		PG III
Unlead Gasoline	UN 1203	3		PG II
Jet A-1	UN 1863	3		PG III
Fuel Oil	UN 3082	9		PG III
Crude Oil	UN 1267	3		PG III

	Document Nu.	Release Date	Rev. No	Revision Date	Page Nu.
		1.1.2016	2	04.01.2019	4-4
	DANGEROUS GOODS SAFETY GUIDE				

4.5 Segregation and Separation

Only Class 3 and Class 9 (Fuel Oil) products are handled. Segregation and Separation are not applied.

4.6 Dangerous Goods Documentation

Information which must be included in the Dangerous Goods Transportation Document:

The shipping name or correct technical name (no commercial names will be accepted)

The Class and Division when applicable. The Class or Division can be included in the risk class number. The compatibility group will also be indicated in goods from class 1; and in the case of gases involving secondary risks, information will be extended to indicate such risks

The United Nations number preceded by the letters UN

The packing group when assigned

The number and types of bundles, as well as the total quantity of dangerous goods per volume or mass

The flashpoint for materials having a flashpoint the same or lower than 61o C


The subsidiary risks not indicated in the shipping name

When applicable, the goods shall be identified as "Marine Pollutant"

Empty means of containment, which contain the residue of dangerous goods shall be described as such, for example, by placing the words "Empty", "Uncleaned" or "Residue Last Contained" before or after the proper shipping name

For dangerous goods in limited quantities, the phrase "Dangerous Goods in Limited Quantity" shall be included

A statement signed in the name of the consignor, saying that the goods are correctly described, classified, packed, marked and labeled and that its conditions are appropriate for transport


	Document Nu.	Release Date	Rev. No	Revision Date	Page Nu.
		1.1.2016	2	04.01.2019	5-1
	 DANGEROUS GOODS SAFETY GUIDE 				

5 HANDBOOK OF DANGEROUS GOODS

Dangerous cargo shipment / discharge with handling and port facilities in the temporary storage activities in order to contribute to the fulfillment of these activities in a safe manner;

- Dangerous Goods classes,
- Packages of dangerous substances,
- Packaging,
- Labels,
- Signs and packaging group,
- Ship and port separation table according to the class of dangerous goods,
- Warehouse / port separation distance of dangerous goods storage,
- Separation terms,
- Dangerous cargo documentation,
- Loads containing dangerous emergency action flowchart issues,

Prepared as Hazardous Material Handbook in the size of a pocketbook and given as annexed hereto

	Document Nu.	Release Date	Rev. No	Revision Date	Page Nu.
		1.1.2016	2	04.01.2019	6-1
	DANGEROUS GOODS SAFETY GUIDE				

6 PROCEDURES FOR THE OPERATION

6.1 Prosedure of ships carrying dangerous goods safely Berthing, loading / unloading, shelter or anchorage during the day and at night

6.1.1 Direct when and where a ship, having any dangerous cargoes on board, should anchor, moor, berth or remain within the port area, taking into consideration relevant matters such as the quantity and nature of the dangerous cargoes involved, the environment, the population, the weather conditions;


6.1.2 Direct, in an emergency, a ship having any dangerous cargoes on board to be moved within the port area, or to be removed from the port area having due regard to the safety of the ship and its crew; and

6.1.3 Attach such requirements to any such directions as are appropriate to local circumstances and the quantity and nature of the dangerous cargoes involved.

6.1.4 The port operator ensure that:


6.1.4.1 adequate and safe mooring facilities are provided; and

6.1.4.2 adequate safe access is provided between the ship and the shore.

	Document Nu.	Release Date	Rev. No	Revision Date	Page Nu.
		1.1.2016	2	04.01.2019	6-2
	DANGEROUS GOODS SAFETY GUIDE				

6.2 Procedure of according to the seasonal conditions additional measures that Loading/Unloading, limbo operation of dangerous goods should be taken by port facilities

6.2.1 Bulk liquid cargos are not made in open storages where they will react dangerously when raining, in the event of stormy weather or contact with water.

	Document Nu.	Release Date	Rev. No	Revision Date	Page Nu.
		1.1.2016	2	04.01.2019	6-3
	DANGEROUS GOODS SAFETY GUIDE				

6.3 Procedures on keeping any inflammable, combustible and explosive materials away from operations which cause or are likely to cause sparking and abstaining from operating any tools, apparatus or device which cause or are likely to cause sparking in areas where hazardous materials are handled, stowed and stored

6.3.1 Before starting any hot work, on a port, the responsible person of the company to carry out the hot work shall be in possession of a written authorization to carry out such hot work issued by the port authority. Such authorization should include details of the specific location of the hot work as well as the safety precautions to be followed.

6.3.2 In addition to the safety precautions required by the port authority, before starting any hot work, the responsible person of the company to carry out the hot work together with the responsible person(s) of the ship and/or port, should add any additional safety precautions required by the ship and/or port.

6.3.3 These should include:

6.3.3.1 The examination, and frequency of re-examination of local areas and adjacent areas, including tests, carried out by accredited testing establishments, to ensure the areas are free, and continue to be free, of flammable and/or explosive atmospheres and, where appropriate, are not deficient in oxygen;

6.3.3.2 The removal of dangerous cargoes and other flammable substances and objects away from the working and adjacent areas. This includes scale, sludge, sediment and other possible flammable material;

6.3.3.3 Efficient protection of flammable structural members, e.g. beams, wooden walls, floors, doors, wall and ceiling coverings against accidental ignition; and

6.3.3.4 The sealing of open pipes, pipe lead-throughs, valves, joints, gaps and open parts to prevent the transfer of flames, sparks and hot particles from the working areas to adjacent or other areas.


6.3.4 A duplicate of the hot work authorization and safety precautions should be posted adjacent to the work area as well as at each entrance to the work area. The authorization and safety precautions should be readily visible to, and clearly understood by, all persons engaged in the hot work.

6.3.5 While carrying out hot work it is essential that:

6.3.5.1 Checks are carried out to ensure that conditions have not changed; and


6.3.5.2 At least one suitable fire extinguisher, or other suitable fire-extinguishing equipment is readily available for immediate use at the location of the hot work.

6.3.6 During hot work, on completion and for a sufficient time after completion of such work, an effective fire-watch should be maintained in the area of the hot work as well as adjacent areas where a hazard resulting from the transfer of heat may be created.

	Document Nu.	Release Date	Rev. No	Revision Date	Page Nu.
		1.1.2016	2	04.01.2019	6-4
	DANGEROUS GOODS SAFETY GUIDE				


6.3.7 Additional valuable guidance on hot work procedures may be found In particular, the International Safety Guide for Oil Tankers and Terminals (ISGOTT) and Permission to Work on the facilities and piers in accordance with the Work Permit Procedure are consulted.

6.3.8 In addition, Port Facility Occupational Safety Procedures is followed.

	Document Nu.	Release Date	Rev. No	Revision Date	Page Nu.
		1.1.2016	2	04.01.2019	6-5
	DANGEROUS GOODS SAFETY GUIDE				

6.4 Procedures on fumigation, gas measurement and degasification

N/A

	Document Nu.	Release Date	Rev. No	Revision Date	Page Nu.
		1.1.2016	2	04.01.2019	7-1
	DANGEROUS GOODS SAFETY GUIDE				

7 Documentation, Control And Record

7.1 Procedures regarding to all necessary documents, information and certification relating to dangerous substances and their procurement and control by the relevant persons

7.1.1 The following documents related to hazardous substances are kept up to date.

IMDG Code International Maritime Dangerous Goods Code

MARPOL 73/78 International Convention for the Prevention of Pollution from Ships, 1973/78 as amended


S O L A S 74 International Convention for the Safety of Life at Sea, 1974 as amended

ISGOTT International Safety Guide for Oil Tankers and Terminals

7.1.2 The Operational Division for Hazardous Materials handled by our Port arriving at the port,
shipped from the port,
stored at the port, and
stored at the port on a temporary basis

develop all records fully and keep the same for submission upon request regarding any hazardous materials

The records of hazardous materials are limited to the personnel who need to know the same.


	Document Nu.	Release Date	Rev. No	Revision Date	Page Nu.
		1.1.2016	2	04.01.2019	7-2
	DANGEROUS GOODS SAFETY GUIDE				

7.2 Procedures of keeping a regular and accurate current list of all hazardous substances in the coastal facility area and other relevant information.

7.3.1 Records of dangerous cargo handled in our port will be kept by the Operations department to include the following information.

- Number,
- PSN name (Proper Shipping Name,
- Class (with lower hazards)
- Marine Pollutant or otherwise
- Receiver,
- Shipper,
- Seal number
- Additional Information (ignition temperature, viscosity, etc.)
- Storage location in the Port Area
- Duration of stay in the Port

7.2.2 This information is recorded on computer or in the file layout so that only authorized personnel can access and presented upon request.


	Document Nu.	Release Date	Rev. No	Revision Date	Page Nu.
		1.1.2016	2	04.01.2019	7-3
	 DANGEROUS GOODS SAFETY GUIDE				

7.3 Procedures regarding to appropriate identification of hazardous substances delivered to the facility, correct use of shipping names of dangerous cargo, certification, packaging, labeling and declaration, inspection on loading and transport of dangerous goods in the certified and proper package, container or cargo unit in a safety way and reporting of inspection results.

7.3.1 Coordinately with the Operation, Planning checks the accuracy of the following information through the dangerous cargo documents delivered to the Port and organized by the Shipper;

- Number,
- PSN name (Proper Shipping Name,
- Class (with lower hazards)
- Marine Pollutant or otherwise,
- Seal number
- Additional Information (ignition temperature, viscosity, etc.)
- Storage location in the Port Area

7.3.2 This information is controlled by Port Facility employee.


	Document Nu.	Release Date	Rev. No	Revision Date	Page Nu.
		1.1.2016	2	04.01.2019	7-4
	DANGEROUS GOODS SAFETY GUIDE				

7.4 Procedures related to procurement of the Hazardous materials safety information sheets (SDS).

7.4.1 According to the Laws of our country as of January 1st, 2014, Dangerous Goods Safety Data Sheet (SDS) with the following information must be present with the dangerous goods to be transported through all transport modes (by road, rail, air and marine).

- Number,
- PSN name (Proper Shipping Name,) (required for marine transport)
- Class (with lower hazards)
- Packaging Group (Class 3, 9)
- Marine Pollutants or otherwise,
- Tunnel Restriction Code (required for road transport).

7.4.2 It is checked that if this document is available with the Dangerous substance for the all Dangerous goods to be accepted in the port.

	Document Nu.	Release Date	Rev. No	Revision Date	Page Nu.
		1.1.2016	2	04.01.2019	7-5
	DANGEROUS GOODS SAFETY GUIDE				


7.5 Procedures for records and statistics of dangerous goods.

7.5.1 Administration, it is required that a report including the information of dangerous goods handled in our Port Facility will be reported to the Port Authority in by 3-month periods. The report sample issued by the Operation Department are shown below.

7.5.2 Statistical evaluation of records of dangerous goods handled in our port is carried out by our Trade, operation departments.

7.5.3 Monthly inventory and control reports of Dangerous goods stocked in our Port Area is organized by the operation department and submitted to Administration.

7.5.4 Records and reports are archived by department by 5-year periods

	Document Nu.	Release Date	Rev. No	Revision Date	Page Nu.
		1.1.2016	2	04.01.2019	8-1
	DANGEROUS GOODS SAFETY GUIDE				

8 EMERGENCY SITUATION, EMERGENCY PREPAREDNESS AND RESPONSE

8.1 Response procedures for hazardous substances that are dangerous for life, property and/or environment and hazardous situations involving hazardous materials

8.1.1 Decision making;

The choice of protective actions for a given situation depends on a number of factors. For some cases, evacuation may be the best option; in others, sheltering in-place may be the best course. Sometimes, the set of actions may be used in combination. In any emergency, officials need to quickly give the public instructions. The public will need continuing information and instructions while being evacuated or sheltered in-place.

Proper evaluation of the factors listed below will determine the effectiveness of evacuation or in-place protection (shelter in-place). The importance of these factors can vary with emergency conditions. In specific emergencies, other factors may need to be identified and considered as well. This list indicates what kind of information may be needed to make the initial decision.

The Dangerous Goods


- Degree of health hazard
- Chemical and physical properties
- Amount involved
- Containment/control of release
- Rate of vapor movement

The Population Threatened

- Location
- Number of people
- Time available to evacuate or shelter in-place
- Ability to control evacuation or shelter in-place
- Building types and availability
- Special institutions or populations, e.g., nursing homes, hospitals, prisons

Weather Conditions

- Effect on vapor and cloud movement
- Potential for change
- Effect on evacuation or shelter in-place

	Document Nu.	Release Date	Rev. No	Revision Date	Page Nu.
		1.1.2016	2	04.01.2019	8-2
	DANGEROUS GOODS SAFETY GUIDE				

8.1.2 Protective Actions and Response

Protective Actions are those steps taken to preserve the health and safety of emergency responders and the public during an incident involving releases of dangerous goods and Appendix-5 produced according to specified hazardous substances in the feature act according to the Emergency Response Table.

Isolate Hazard Area and Deny Entry means to keep everybody away from the area if they are not directly involved in emergency response operations. Unprotected emergency responders should not be allowed to enter the isolation zone.

8.1.3 Evacuate

Evacuate means to move all people from a threatened area to a safer place. To perform an evacuation, there must be enough time for people to be warned, to get ready, and to leave an area. If there is enough time, evacuation is the best protective action.

Begin evacuating people near by and those outdoors in direct view of the scene. When additional help arrives, expand the area to be evacuated downwind and crosswind to at least the extent recommended in measures specified in the Emergency Response Table referred to in Annex-5. Even after people move to the distances recommended, they may not be completely safe from harm.

They should not be permitted to congregat at such distances. Send evacuees to a definite place, by a specific route, far enough away so they will not have to be moved again if the wind shifts.


In the case of an emergency, the areas to which the persons are to be assembled in the Terminal are identified and marked as "Emergency Assemble Points".

8.1.4 Shelter In-Place

Shelter In-Place means people should seek shelter inside a building and remain inside until the danger passes. Sheltering in-place is used when evacuating the public would cause greater risk than staying where they are, or when an evacuation cannot be performed. Direct the people inside to close all doors and windows and to shut off all ventilating, heating and cooling systems.


In-place protection (shelter in-place) may not be the best option if

- the vapors are flammable;
- if it will take along time for the gas to clear the area; or
- if buildings cannot be closed tightly.

	Document Nu.	Release Date	Rev. No	Revision Date	Page Nu.
		1.1.2016	2	04.01.2019	8-3
	DANGEROUS GOODS SAFETY GUIDE				

It is vital to maintain communications with competent persons inside the building so that they are advised about changing conditions. Persons protected-in-place should be warned to stay far from windows because of the danger from glass and projected metal fragments in a fire and/or explosion.

Every dangerous goods incident is different. Each will have special problems and concerns. Action to protect the public must be selected carefully.


	Document Nu.	Release Date	Rev. No	Revision Date	Page Nu.
		1.1.2016	2	04.01.2019	8-4
	DANGEROUS GOODS SAFETY GUIDE				

8.2 Information on resource, capability and capacity of the coastal facilities regarding to respond to emergencies.

8.2.1 The facility features an approved fire plan. Firefighting teams are created for each shift. Demonstrations and exercises, either scheduled or unscheduled, are provided for training purposes within the scope of various scenarios at indefinite times. The firefighting equipment stipulated by the approved plan are made available fully and maintenance, inspection and test activities shall be conducted for the same.

8.2.2 The facility has an approved action plan against Environmental and Marine Pollution. For each shift, pollution-fighting teams are created. Demonstrations and exercises shall be provided twice a year within the scope of a scheduled scenario, and the reports and records of the same shall be kept. The equipment relating to Environmental and Marine Pollution shall be stored at the facility with counting and inspections in place. Additionally, the facility have a protocol for materials stored in the area to ensure support in case of circumstances with inadequate means.


8.2.3 The response teams are appointed against the spillage of hazardous materials in line with this guideline and pursuant to IMDG Code.

	Document Nu.	Release Date	Rev. No	Revision Date	Page Nu.
		1.1.2016	2	04.01.2019	8-5
	DANGEROUS GOODS SAFETY GUIDE				

8.3 Regulations related to the the first aid for accidents involving dangerous substances (first aid procedures, first aid resources and capabilities and so on.).


The "Medical First Aid Guide (MFAG)" in the IMDG Code appendix and Emergency Plans (EmS) in the IMDG Code appendix are used for emergency situations involving dangerous cargoes.

At the same time, Emergency Response tables are also used in Annex-5 of the Dangerous Goods Emergency Plan.

	Document Nu.	Release Date	Rev. No	Revision Date	Page Nu.
		1.1.2016	2	04.01.2019	8-6
	DANGEROUS GOODS SAFETY GUIDE				

8.4 On-site and off site Notifications required to be made in case of emergency


- a) Time of accident occurrence,
- b) How the accident occurs and its reason, if known,
- c) Place where the accident occurs (onshore facility and/or vessel) and its position and impact area,
- ç) Details of vessels involved in the accident, if any (name, flag, IMO no, owner, operator, cargo and its content, full name of the captain and similar details),
- d) Meteorological conditions,
- e) UN number of hazardous material and description of proper handling (the legislation provided in the description of hazardous materials shall apply) and quantity,
- f) Hazard class and sub-hazard class, if any, of hazardous materials,
- g) Packaging group of hazardous materials,
- ğ) Additional risks posed by hazardous materials, if any, such as marine pollutant,
- h) Marking and labelling details of hazardous materials,
- ı) Properties and number of packing, cargo handling unit and container by which hazardous materials are carried, if any,
- i) Manufacturer, shipper, transporter and recipient of hazardous materials,
- j) Extent of resulting damage/pollution,
- k) Number of casualties, injuries and loss, if any,
- l) Emergency response practices performed at the onshore facility regarding the accident.

	Document Nu.	Release Date	Rev. No	Revision Date	Page Nu.
		1.1.2016	2	04.01.2019	8-7
	DANGEROUS GOODS SAFETY GUIDE				

8.5 The procedures for reporting accidents.

Dangerous cargo accidents will definitely be reported to the Port Authority and related institutions. The report form will completely contain the following information about the accident which formed in ANNEX-11.16.

- a) Time of accident occurrence,
- b) How the accident occurs and its reason, if known,
- c) Place where the accident occurs (onshore facility and/or vessel) and its position and impact area,
- ç) Details of vessels involved in the accident, if any (name, flag, IMO no, owner, operator, cargo and its content, full name of the captain and similar details),
- d) Meteorological conditions,
- e) UN number of hazardous material and description of proper handling (the legislation provided in the description of hazardous materials shall apply) and quantity,
- f) Hazard class and sub-hazard class, if any, of hazardous materials,
- g) Packaging group of hazardous materials,
- ğ) Additional risks posed by hazardous materials, if any, such as marine pollutant,
- h) Marking and labelling details of hazardous materials,
- ı) Properties and number of packing, cargo handling unit and container by which hazardous materials are carried, if any,
- i) Manufacturer, shipper, transporter and recipient of hazardous materials,
- j) Extent of resulting damage/pollution,
- k) Number of casualties, injuries and loss, if any,
- l) Emergency response practices performed at the onshore facility regarding the accident.

	Document Nu.	Release Date	Rev. No	Revision Date	Page Nu.
		1.1.2016	2	04.01.2019	8-8
	DANGEROUS GOODS SAFETY GUIDE				

8.6 Coordination, support and cooperation method with authorities.

8.6.1 All accidents related to hazardous materials will primarily be coordinated with Port Authority. Aid units of city / County Fire Department, DEMP and adjacent facilities will provide support and cooperation by informing the Port Authority.


8.6.2 In case of any signs of explosion, fire or emergency noticed at an adjacent facility;

Measures shall be tightened at the facility in the first place,

Teams shall be caused to get prepared for providing with the adjacent facility with assistance

8.6.3 Assistance and support teams shall be assigned for responding to any event in consideration of the urgency of situation and the severity of hazard, if there is no possibility to request help or time.

8.6.4 Preparations shall be in place for measures such as unloading and reduction of loads and removal of the vessel to anchorage site in case of any interface vessel in consideration of class, quantity and hazard risk of loads available at hazardous cargo site and on site.

	Document Nu.	Release Date	Rev. No	Revision Date	Page Nu.
		1.1.2016	2	04.01.2019	8-9
	DANGEROUS GOODS SAFETY GUIDE				

8.7 Emergency evacuation plan for the evacuation of the ship and vessels from the coastal facility in case of emergency

8.7.1 Preparation for Emergency Separation System

All emergencies should be reported to the Port Authority. If the emergency separation of ship is decided, the safe places that the ship can be transferred under controlled conditions must be specified by the Port Authority. In case of an emergency situation that requires emergency separation, the ship's captain and port facilities shall initiate the emergency separation by mutual agreement and inform the situation to the Port Authority as soon as possible. A representative from Port Authority or Port Master, Terminal Manager / Business Officer, Ship Captain, Guide Captain shall come to a mutual agreement on the time and type of the separation before the immediate action where the severity and time of the emergency allow.

The ship's machinery, steering gear and Marine Systems equipment shall be ready for use immediately.

All cargo discharge, ballast discharge process must be stopped and shall be prepared for the separation process.

Salt water system of the ship must be watered and water mist must be used for strategic departments..


If the atmosphere needs vent operation, the engine room staff must be ready, all unnecessary receiver entrance must be closed, all the necessary safety measures relating to the normal operation must be fulfilled and a warning notice must be published.

If the necessary responses are over the terminal resources for all emergencies, local police or fire department must be reported immediately.

The decision to depart the ship under control is set out on the safety principle and it should cover the following requirements.

1. The adequacy of the Trailers
2. The ship's ability to depart with its own power
3. The availability of a safe place that a ship can or will be taken in an emergency case.
4. Fire-fighting competence
5. The proximity of other vessels
6. Fire Ropes

Fire ropes shall be kept on the top and shoulder of the ships as long as the ship is at Port Facility. The eye of the rope should be wound down to the sea level and the section on the board must be tight with at least five rounds to the bollard. Part of the top board of the rope must be stretched from the bollard. A cord that can carry the rope must be tied right before the eyes of the rope and the eye of the rope must be located in a way that it is three meters above the sea level. The eye of rope must be kept at this level while the ship is at Port Facility.

	Document Nu.	Release Date	Rev. No	Revision Date	Page Nu.
		1.1.2016	2	04.01.2019	8-10
	DANGEROUS GOODS SAFETY GUIDE				

8.7.2 Realization of Emergency Separation

If all the preparations above examined and deemed appropriate, the ship will be immediately departed.

Emergency separation will be provided by the fulfillment of the following processes in order.

A close coordination and cooperation between Terminal, Ship and Port Authorities is required for each phase.

8.7.2.3 Emergency Separation Process is as below.

1. Activating an alarm
2. Inform about the emergency by VHF phone
3. Making the first official assessment of the situation between the ship's captain and officer of Port Facility.
4. Suspension of operation
5. Implementing Port facility and ship emergency plan measures
6. Removal of the flexible hose connection.
7. The deterioration of the current situation and availability of the aforementioned emergency separation.
8. Making the assessment of the situation between the ship's captain, port facility officer, port authority or port master, guide captain
9. The decision to the emergency separation
10. Inform the adjacent facilities and other vessels
11. The deployment of Trailers around the ship for an emergency separation, complement of the preparation and announcement of the situation
12. Completing the preparations for the ship by the captain and indicating that it is ready.
13. Granting approval for the opening of the release hook by the competent person.
- 14.

ATTENTION!

**THE IMPLEMENTATION OF EMERGENCY SEPARATION PROCESS
MUST BE CONSIDERED AS THE LAST RESORT AND SEPARATION
HOOKS MUST NOT BE RELEASED BEFORE TAKING ALL NECESSARY
MEASURES AND FULFILLING THE CONDITIONS ABOVE.**

Post Emergency Separation


Declaration of the decision on vessel back up and navigation route after the separation process of vessel.

Transition / mooring of the vessel to designated area in company with towboats or its own machine

Port Facility: Determining possible damages or deficiencies through examining the port facility


Consideration of the time when the vessel and port facility become available for freight handling

Sharing problems, if any, occurred during emergency separation

	Document Nu.	Release Date	Rev. No	Revision Date	Page Nu.
		1.1.2016	2	04.01.2019	8-11
	DANGEROUS GOODS SAFETY GUIDE				

An agreement is reached by and between pilotage and towage organizations and onshore facility authorities regarding any fire, explosion or similar emergencies which are likely to arise during loading/unloading.

Adequate towing boats having satisfactory towing power as furnished with necessary equipment to fight fire in line with weather and marine conditions shall reach the scene as soon as possible in case of emergencies pursuant to the protocol executed with the authorized company to remove the vessel away from the facility and move it to a safe location.

	Document Nu.	Release Date	Rev. No	Revision Date	Page Nu.
		1.1.2016	2	04.01.2019	8-12
	DANGEROUS GOODS SAFETY GUIDE				

8.8 Procedures for handling and disposal of the damaged hazardous goods and wastes contaminated with hazardous goods.

8.8.1 Waste Collecting and Handling

8.8.1.1 Consequential waste are collected to waste bins taxonomically and handled to be stored properly. Waste occurred as a result of the maintenance process are handled in that scope.

8.8.1.2 Additional waste classes, if available, are provided to be integrated into the current waste classes.

8.8.2 Waste disposal

8.8.2.1 According to the hazardous or non-hazardous properties, the waste collected are isolated from the facility by selling them or using contracted organizations which are in conformity with legal recycling/disposal methods.

8.8.2.2 Opportunities of all contractors and carriers within the body of waste management in terms of appropriate methods of waste handling and/or disposal are examined.


8.8.2.3 In case of any contracting service received for handling, selling and/or disposal of the waste, those contracting companies are observed whether they fulfill their legal liabilities or perform recycling or disposal without damaging the environment.

8.8.2.4 It is an obligation to keep all the records concerning waste disposal.

8.8.3 Contaminated Packages;

8.8.3.1 These waste are empty barrels. If occurred, should be left to the contaminated package area in the dump site and Environmental Consulting Firm and Environmental Management System Supervisor contact with contracted and licensed company to send those contaminated packages through filling up the Mobile Waste Tracking System within the time specified in the laws and regulation. Relevant documents of Mobile Waste Tracking System and other documents are stored in environment folder.

8.8.3.2 Contaminated Waste; are used gloves, waste cottons and work uniforms. When occurred, should be collected at the waste barrel which is located at the exit of the production-warehouse department and then moved to the waste area. Within the time specified in the laws and regulation, Environmental Consulting Firm and Environmental Management System Supervisor contact with contracted and licensed company to send those contaminated packages through filling up the Mobile Waste Tracking System. Relevant documents of Mobile Waste Tracking System and other documents are stored in environment folder.

	Document Nu.	Release Date	Rev. No	Revision Date	Page Nu.
		1.1.2016	2	04.01.2019	8-13
	DANGEROUS GOODS SAFETY GUIDE				

8.9 Emergency drills and their records.

8.9.1 Implementation of Practices;

Emergency organization personnel should get various trainings to get ready for their duties with the purpose of providing against emergencies within the facility. If necessary, such trainings must be organized through specialized agencies. In that scope, relevant personnel have received trainings on IMDG CODE regarding Hazardous cargos and have been certified. Practices, which shall be performed in an effort to examine the efficiency of Emergency Plans and be prepared for facts, have to be planned in a way that they will be performed considering the worst scenario likelihood within the facility.

8.9.2 Practice Scenarios;

Planning practices needs two anticipations one of which is a single incident that the port experience and the other is the worst scenario with the combination of these single incidents. In accordance with the scenarios prepared, practices are ensured to be performed in the fastest and most efficient way possible.

8.9.3 Emergency Practices which will be performed within the facility;

8.9.3.1 Have to be indicated within annual training plans.

8.9.3.2 May be planned as local or general responses,


8.9.3.3 Safety, Spillage, etc. may be combined in practice scenarios,

8.9.3.4 Practices can be performed with or without notices.

8.9.3.5 Practices are based upon different emergency scenarios.

8.9.3.6 A practice may be actually performed as it can be negotiated as a desk work or a seminary,

8.9.3.7 Each practice is prepared with scenarios of different hours, days, seasons and incidents.

	Document Nu.	Release Date	Rev. No	Revision Date	Page Nu.
		1.1.2016	2	04.01.2019	8-14
	DANGEROUS GOODS SAFETY GUIDE				

8.10 Information on fire protection systems.

8.10.1 Emergency and fire equipment is given as follows:

Fire hydrants, Fire extinguishers, Fire cabinets and Fire hoses, On-site fire alarm detectors, Electrical and diesel fire pumps


The fire inventory is as in the Emergency Plan.

	Document Nu.	Release Date	Rev. No	Revision Date	Page Nu.
		1.1.2016	2	04.01.2019	8-15
	 DANGEROUS GOODS SAFETY GUIDE				

8.11 Procedures for approval, inspection, testing, maintenance and availability of the fire protection system.

For the approval of fire protection systems , inspection, maintenance and use the following documents are acted upon.

Document Code	Folder of the document	Document Name
OPET.FR.0657	016.3 FORM	FIRE BUTTON CONTROL DIAGRAM
OPET.FR.0658	016.3 FORM	FIRE CABINET AND FIRE HYDRAULIC CONTROL CHART
OPET.FR.0661	016.3 FORM	CONTROL DIAGRAM OF FIRE DRESS CABINETS
OPET.FR.0663	016.3 FORM	FIRE EXTINGUISHER CONTROL SCHEME FORM
OPET.FR.0665	016.3 FORM	FIRE ROLLER CONTROL FORM
OPET.FR.0666	016.3 FORM	FIRE PUMP CONTROL FORM
OPET.FR.0695	016.3 FORM	CABINET FIRE EQUIPMENT CONTROL FORM
OPET.TA.533	016.2 INSTRUCTIONS	

	Document Nu.	Release Date	Rev. No	Revision Date	Page Nu.
		1.1.2016	2	04.01.2019	8-16
	DANGEROUS GOODS SAFETY GUIDE				

8.12 The measures to be taken in case of failure on fire protection systems.


8.12.1 The facility is a system with established alternative competency which backs up firefighting equipment.

8.12.2 The support of adjacent facilities, Fire departments and AFAD (Disaster and Emergency Management Directorate) shall be sought in cases where the facility's own fire fighting equipment is inadequate or out of service.


8.12.3 Other hazardous and combustible materials / vehicles, which are likely to be affected from fire, shall be removed away from the area, if possible.

8.12.4 A necessity may arise to determine under which conditions assistance and support are provided and their scope.

8.12.5 The capabilities of towing boats or marine vehicles featuring marine fire extinguishing system available in the area should be taken into consideration.

	Document Nu.	Release Date	Rev. No	Revision Date	Page Nu.
		1.1.2016	2	04.01.2019	8-17
	DANGEROUS GOODS SAFETY GUIDE				


8.13 Other risk control equipment.

	Document Nu.	Release Date	Rev. No	Revision Date	Page Nu.
		1.1.2016	2	04.01.2019	9-1
	DANGEROUS GOODS SAFETY GUIDE				

9 SAFETY AND HEALTH AT WORK MEASURES

It is operated according to the document specified in the following form.


Document Code	Folder of the document	Document Name
<u>OPET.PR.063</u>	016.10 PROCEDURES	OCCUPATIONAL HEALTH AND SAFETY PROCEDURE

	Document Nu.	Release Date	Rev. No	Revision Date	Page Nu.
		1.1.2016	2	04.01.2019	9-2
	DANGEROUS GOODS SAFETY GUIDE				

9.1 Information about the personal protective clothes and procedures to use them

It is operated according to the document specified in the following form.


Document Code	Folder of the document	Document Name
OPET.PR.021	016.10 PROCEDURES	PERSONAL PROTECTIVE EQUIPMENT REQUIREMENTS PROCEDURE

	Document Nu.	Release Date	Rev. No	Revision Date	Page Nu.
		1.1.2016	2	04.01.2019	10-1
	DANGEROUS GOODS SAFETY GUIDE				

10 OTHER POINT

10.1 Validity of the Hazardous Substances Compliance Certificate.

Validity of the Coastal Facility Dangerous Goods Conformity Certificate is 28.04.2022

	Document Nu.	Release Date	Rev. No	Revision Date	Page Nu.
		1.1.2016	2	04.01.2019	10-2
	DANGEROUS GOODS SAFETY GUIDE				

10.2 Responsibilities of the Dangerous Goods Safety Consultant

The duties and obligations of the Dangerous Goods Safety Advisor (DGSA) responsible for assisting the operation in order to safely carry out the operations related to dangerous substances without causing harm to human health, other living beings and the environment are defined below.

a) To monitor compliance with the provisions of the international agreement and contract (ADR / IMDG Code) and relevant legislation in the transport of dangerous goods.

b) To submit recommendations to the enterprise for the transport of dangerous substances according to the provisions of ADR / IMDG Code.

c) According to the annual report relating to the carriage of Property of hazardous substances into a format that the Administration determine As of the end of the first to prepare within three months and claimed when www.turkiye.gov.tr address where he served on-site to send to the Administration through DGSA operating and consultancy services provided to enterprises offer.

d) Provide guidance on the purchase of transport vehicles which will be used for the transportation of dangerous goods.

(e) Identify procedures for the control of equipment used in the carriage, loading and unloading of dangerous substances.

f) Ensure that the employees of the enterprise, including national and international legislation and amendments there to, receive appropriate training and records of this training.


g) Determine the emergency procedures to be applied in case an incident occurs which will affect an accident or safety during the transportation, loading or unloading of dangerous goods, to ensure that the exercises are carried out periodically and records are kept.

ğ) Take measures to prevent the occurrence of accidents or serious violations.

h) Ensure that the special conditions stipulated by the legislation on the carriage of dangerous substances in the selection and operation of subcontractors or third parties are taken into account.

i) In the carriage, filling or unloading of dangerous goods to ensure that employees have information about operational procedures and instructions.

i) Take measures to increase the awareness of the personnel concerned in order to be prepared for the possible risks in the transportation, loading or unloading of dangerous goods.

	Document Nu.	Release Date	Rev. No	Revision Date	Page Nu.
		1.1.2016	2	04.01.2019	10-3
	DANGEROUS GOODS SAFETY GUIDE				


j) Establish instructions for keeping the documents and safety equipment that must be in the vehicle during the transportation according to the class of the dangerous substance.

k) Ensure the implementation of the plan by preparing the operational safety plan specified in ADR Section 1.10.3.2.

l) Record all kinds of activities, including training, inspection and control, regarding the activities, by stating the date and time, to keep these records for 5 years and to submit them to the service provided to DGSA Operating and to the consultancy service to be submitted to the Administration if requested.

n) In case of a danger in the company in which the consultancy service is in question, to stop the work until the danger is resolved, to start the work with his / her approval in the case that the danger is eliminated, and to work in all stages of the process until the danger is resolved, and notifying the competent authorities in writing.

o) In accordance with the ADR / IMDG Code provisions of the load loaded on the transport vehicle; (b) to create procedures for work and operations related to packaging, labeling, marking and loading. DGSA who is responsible for the operation; transport, loading or unloading a boiler that occurs during the damage to the environment, property and environment; collects information on the accident and prepares an accident report for the DGSA Operating and the management of the company. This report was prepared by DGSA, sent out by the company or the Administration to address www.turkiye.gov.tr DGSA Operating within a month. This report does not replace the report required to be written by the company's management under international or national legislation.

	Document Nu.	Release Date	Rev. No	Revision Date	Page Nu.
		1.1.2016	2	04.01.2019	10-4
	DANGEROUS GOODS SAFETY GUIDE				

10.3 Matters for carriers of the hazardous substances arriving/leaving coastal facility by land (matters on required documents that must be available in the road vehicle at the entrance/exit of port or coastal facility area, equipment and tools required for this vehicles, speed limits in the port area etc.).

Crude oil comes terminal by road. The crude oil is loaded on the ship.


10.3.1 Necessary certificates

Hazardous Cargo Declaration, Hazardous Cargo Transport Dispatch, Multi Mode Hazardous Cargo Form, Hazardous Cargo Manifest, Packaging and Container/Vehicle Loading Certificate, Safety Data Sheet,

Carrying certificate showing exemption for the shipping under ADR/RID/IMDG Code 3.4 and 3.5, SRC 5 certificate appropriate and valid for transport with regard to shipping under ADR, ADR written instruction, Vehicle Conformity Certificate appropriate and valid for carriage, transport document, CSC Certificate for the shipping made with container, the certificate showing eligibility of the tree in case of using heat treated tree with regard to transport or loading safety and cargo transport unit (CTU), cargo safety certificate signifying that container or the cargos in vehicle are secured within the scope of IMDG Code,

10.3.2 Speed Limit in Port Facility

Speed limit in our port facility is 20 km.

	Document Nu.	Release Date	Rev. No	Revision Date	Page Nu.
		1.1.2016	2	04.01.2019	10-5
	DANGEROUS GOODS SAFETY GUIDE				

10.3.3 Matters for carriers of the hazardous substances arriving/leaving coastal facility by sea (matters on day/night signals to be shown by ships carrying hazardous goods and vessels, cold and hot work procedures in ships and so on.)

10.3.4 Arrival by Sea

10.4.1.1.1 Name and IMO number of ship, agency and estimated time of arrival (ETA), 24 hours at the latest from arrival normally;

10.4.1.1.2 The shore facility is notified by the agent A list showing product name of hazardous cargos and other information necessitated with related IMO Code

10.4.1.1.3 A valid International Conformity Certificate for Bulk Transport of Hazardous Chemicals or a valid Conformity Certificate for Transport of Bulk Hazardous Chemical, whichever is appropriate, International Pollution Prevention Certificate for Liquid Bulk Substances hazardous for Health (NLS Certificate) and/or International Fuel Pollution Prevention Certificate should be made available for cargo;

10.4.1.1.4 Hazardous cargos to be left in ship should be indicated in a way to refer the numbers in list;

10.4.1.1.5 Any known defects that could affect the safety of the ship or the port area is reported.

10.3.5 Departure by Sea


10.4.2.1 Liquid hazardous bulk cargos

10.4.2.1.1 name of ship and IMO number of ship, agency and estimated time of departure (ETD) as necessitated by regulatory boards shall be notified to the Port Authority by the agent

10.4.2.1.2 a list showing product name of hazardous bulk cargos and other information necessitated by related IMO Code shall be notified to the Port Authority by the agent

10.4.2.1.3 A valid International Conformity Certificate for Bulk Transport of Hazardous Chemicals or a valid Conformity Certificate for Transport of Bulk Hazardous Chemical, whichever is appropriate, International Pollution Prevention Certificate for Liquid Bulk Substances hazardous for Health (NLS Certificate) and/or International Fuel Pollution Prevention Certificate should be made available for cargo;

10.4.2.1.4 Stowed on board of dangerous goods should be replaced or planed on board.

	Document Nu.	Release Date	Rev. No	Revision Date	Page Nu.
		1.1.2016	2	04.01.2019	10-6
	DANGEROUS GOODS SAFETY GUIDE				

10.4 Additional points will be added by the port facility.

10.4.1 Training

10.4.1.1 Personnel

10.5.1.2.1 Every person engaged in the transport or handling of dangerous cargoes should receive training on the safe transport and handling of dangerous cargoes, commensurate with his responsibilities.

10.4.2 Training content

General awareness/familiarization training

Every person should receive training on the safe transport and handling of dangerous cargoes, commensurate with his duties. The training should be designed to provide familiarity with the general hazards of relevant dangerous cargoes and the legal requirements. Such training should include a description of the types and classes of dangerous cargoes; marking, labelling and placarding, packing, segregation and compatibility requirements; a description of the purpose and content of the transport documents; and a description of available emergency response documents.

Function-specific training

Every person should receive detailed training concerning specific requirements for the

Transport and handling of dangerous cargoes which are applicable to the function that he performs.

Safety/Security training

Each person should receive training commensurate with the risks in the event of a release of dangerous cargoes and the functions he performs, on:


Such training should be provided or verified upon employment in a position involving the transport or handling of dangerous cargoes and should be periodically supplemented with retraining, as deemed appropriate by the regulatory authority.

Security training for personnel having duties in relation to the handling and transport of dangerous cargoes should be appropriate with their responsibilities and duties under the provisions of the port facility security plan (section A/2.1.5 of the ISPS Code). In addition, the training requirements specific to security of dangerous goods given in chapter 1.4 of the IMDG Code should also be addressed.

Apart from these awareness trainings, the following trainings should be taken to related person

Fire fighting on Chemical Substances Handled in the port facility,
First Aid Procedures for Chemical Substances Handled at the port facility and
Occupational Health Safety training

Records of all safety/security training undertaken should be kept by the port facility and made available to the authority if requested.


	Document Nu.	Release Date	Rev. No	Revision Date	Page Nu.
		1.1.2016	2	04.01.2019	10-7
	DANGEROUS GOODS SAFETY GUIDE				

10.5 Accident Prevention Policy

We are aware of that the operations realized in our port have the potential that will lead to accidents inherently. However, we believe all accidents may be prevented. Therefore, we undertake to manage operation ideally to protect subcontractors, visitors, neighbours and environment at the highest level through preventing accidents. With the aim of preventing accidents and mitigate the effects in the direction of Quality Management Systems, we will apply the policies about

- Taking high level security measures for human and environment around Port facility and procuring all resources for this purpose,
- Making the risk evaluation based on quantitative analysis related to ordinary and extraordinary operation and keeping these evaluations updated continuously with the purpose of determining and assessing accidents
- Having performed the arrangements covering maintenance, repair and temporary stopping related to detected risks and preparation of requisite procedures
- Following technological development and providing support required for continuous improving of security measures in facilities with the aim of preventing accidents and mitigate the effects
- making necessary arrangements required for design of new facility, process along with planned changes and having performed risk evaluations absolutely before realization and assessing acceptability
- Determining emergencies that will be detected before with systematic analysis, preparing emergency plans for these emergencies and reviewing with drills following realization of audit regularly
- Tracking performance of system within the framework of procedures to evaluate conformity to the targets identified with Quality Management Systems, in case of failing to provide conformity, searching corrective activities
- Evaluating efficiency and conformity of Quality Management Systems periodically and systematically, documentation, certification, performing review by us as top management and giving support for continuous improvement of Quality Management Systems
- Employing the personnel who have knowledge, education and experience convenient for the positions that will affect safety and security of operational job processes within organization,
- Ensuring that our employees in charge develop themselves constantly by means of giving trainings,
- Adhering to national and international law, regulation, bylaws and standards
- Ensuring health and securities of employees, contractors, visitors and neighbours and protection of environment whereby preventing accidents and eliminating the effects systematically through taking necessary measures and searching potential incompatibilities with policy

AS MANAGEMENT AND ALL EMPLOYEES.

	Document Nu.	Release Date	Rev. No	Revision Date	Page Nu.
		1.1.2016	2	04.01.2019	10-8
	DANGEROUS GOODS SAFETY GUIDE				

10.6 Hot Work Procedure

1. No permit is given for the hot works to be done aboard ship. However, in necessary cases, after taking permits in the direction of legal legislations by ship agency, it will be realized under the control of port facility.

2. Before starting to hot works and procedures in our port facility, written permit regarding applicability of hot works in question is taken from port authority. With abovementioned permit, the place where hot work and procedures will be performed and related details and additionally safety measures to be applied will be specified on Hot work form.

3. Hot Work Form covers the following.

a) With the aim of being sure about that the areas on which work is to be done is no burning and/or explosive environment and insufficient in terms of ventilation and oxygen, auditing frequently the area and adjacent areas where work is to be carried out including the tests applied by accredited testing organizations,

b) Removing hazardous cargos and other combustible materials from working area and adjacent areas (lime, sludge, residue and other combustible materials are included in the substances to be removed from the area in question)

c) Protecting efficiently against accidental ignition of combustible building materials (i.e., girders, wooden partitions, floors, doors, wall and ceiling coatings)

ç) Sealing and ensuring impermeability of open pipes, pipe transitions, valves, joints, gapes and open parts with the purpose of preventing spreading of flame, spark and hot particles from working areas to adjacent areas or other areas

4. Warrant of the hot work to be done and a plate on which the safety measures to be taken are written will be hanged in working area and entrances of all working area. Warrant and safety measures should be visible easily and will be understandable clearly by everyone who will conduct hot works.

5. While doing hot works, attention should be paid to the following matters:


a) Controls are carried out with the aim of confirming that no current condition have changed in working environment.

b) While hot works are performed, at least one fire tube or other fire extinguishing equipment is made ready, so as to be used instantly with their all apparatus in a venue to be reached easily.


6. In the course of hot work and procedures, when the works in question are completed and during enough time following completion, efficient fire control shall be made in the area on which hot work is conducted and the adjacent areas where hazard will emerge owing to heat transfer.

7. Necessity of applying for the document titled "International Safety Guide for Oil Tankers and Terminals (ISGOTT)" particularly for additional more detailed information and procedures pertaining to hot works and procedures will be taken into consideration every time.

8. Opet Work Permit Form (OPET.FR.0276 OPET Work Permit Form) is used the permit process from the Port Authority. After the permit is granted,

	Document Nu.	Release Date	Rev. No	Revision Date	Page Nu.
		1.1.2016	2	04.01.2019	10-9
	DANGEROUS GOODS SAFETY GUIDE				

the OPET Hot Work Certificate Form (OPET.FR.0280 Hot Work Certificate Form) is applied for the duration of the work and after the work is finished.

	Document Nu.	Release Date	Rev. No	Revision Date	Page Nu.
		1.1.2016	2	04.01.2019	10-10
	DANGEROUS GOODS SAFETY GUIDE				

10.7 EmS (Emergency Procedures for Ships Carrying Dangerous Goods) and MFAG (Medical First Aid Guide)

In emergencies, it is important to utilise all information available in the IMDG Code, EmS and MFAG as well as the IBC Codes with regard to bulk cargoes

10.7.1 EmS

10.8.1.1 EmS contains procedures for the actions that can be taken if there is a fire or spill of dangerous goods.

10.8.1.2 It contains general procedures applicable to an entire substance class as well as procedures specific to certain products.

10.8.1.3 Examples of the information found in the specific "emergency schedules" are necessary protective equipment and the types of extinguishing agents that can be used to put out fires involving dangerous goods.

10.8.1.4 EmS is divided into EmS for fires and EmS for spills. There will be EmS numbers for every UN number in column 15 of the Dangerous Goods List. EmS number does not have to be specified in the Dangerous Goods Declaration.

10.7.2 MFAG

10.8.2.1 MFAG table numbers do not have to be stated on the Dangerous Goods Declaration.

10.8.2.2 MFAG consists of a flow chart which shows what actions should be taken, based on the situation and symptoms, when a person has been exposed to dangerous goods of some kind. However, it is important that the person has been trained to use MFAG in advance so that it will work in an emergency.

10.8.2.3 The person can also get in touch with a doctor to get assistance treating an injured person.